



2019 IMMERSION BLENDERS SALAD SPINNERS DICER JUICER
PARTS CATALOG - CANADA

INDIVIDUAL PART ORDER :

All orders must include the following criteria :

- model of machine • serial number
- description of the part • part number

CONDITIONS OF REPAIRS OR SERVICE (after sale service) :

Please return the machine to the following address :

NORTH AMERICAN DISTRIBUTION

Tel. : +1-800-267-7794 - +1-514-956-0127

Fax : +1-877-668-6623 - +1-514-956-8983

e-mail : info@dynamicmixers.com

CANADA : Dynamic

3227 Boul. Pitfield, Montreal, Quebec - H4S 1H3

www.dynamicmixersusa.com

Or call us Toll Free 1-800-267-7794 for the nearest authorized service center.

For machines under warranty

Freight charges to the service centers remain the responsibility of the client. Return freight will be paid by Dynamic USA.

For machines not under warranty

(a) All freight charges remain the responsibility of the client.

(b) For all repairs not under warranty, an estimate will be completed and returned to the customer (via fax), for approval.

(c) Labor rate: A standard labor rate of 70,00 \$ CAN / hr will be applied to all repairs not under warranty.

(d) All service work completed by Dynamic USA will be warranted for a period of three (3) months after date of repair.

(e) A fee of 70,00 \$ CAN will be charged for all estimates performed, which have been declined by the client, and who request the machine to be returned to them assembled.

Returns

Returns are not accepted without prior written or verbal authorization from Dynamic USA Corporate Office. All returns are subject to a 25% restocking charge. Special order items are non-refundable.

Payment terms

All orders are subject to a net thirty (30).

TERMS & CONDITIONS :

This price list is effective for the year 2019, and supersedes all other price lists. Prices are subject to change without notice. Dynamic USA is not responsible for damage caused due to shipping. Should an item arrive damaged, please contact the factory immediately, so that a claim can be processed. Dynamic USA will utilize the courier company of its choice, unless otherwise specified by the customer, in which an account number must be provided.

HOW TO ORDER :

Toll free phone : 1 (800) 267-7794

Toll free fax : 1 (877) 668-6623

Local phone : (514) 956-0127

Local fax : (514) 956-8983

MIXERS

	Page
MINIPRO	4
MD 95	8
JUNIOR STANDARD	9
JUNIOR PLUS	10
MMX 98	17
PMX 83	18
PMX 98	19
PMDH 250	20 & 21
MX 79	22
MX 85	23
MX 91	24
MX 2000	25
MDH 460	26
MDH 2000	27
MDH 3000	28
MX 2000 DSC 230 / 115 V - 50 / 60 Hz	29
SMX 450	42 & 43
SMX 500	44 & 45
SMX 502 - 600	46 & 47
SMX 600 E	48 & 49
SMX 650 ES	50 & 51
SMX 600 DSC 115 V	52 & 53
SMX 700 E	54 & 55
SMX 750 ES	56 & 57
SMX 800 E	58 & 59
SMX 800 DSC 115 V	60 & 61
SMX 850 ES	62 & 63

CORDLESS MIXER

MINIPRO CORDLESS	5
MPX 94 - Mini cordless	15

WHISKS

JUNIOR WHISK	13
FD 98	14
FT 97	30
FT 86	31
FT 79	32

CORDLESS WHISK

FTP 94 - Mini whisk cordless	16
------------------------------	----

MULTI-FUNCTION

JUNIOR COMBI	10 & 11
PMF 250	20 & 21
MF 90	33, 35 & 36
MF 2000	34, 35 & 36
MFAP 90	33, 35 & 36
MFAP 2000	34, 35 & 36

RICER

PP 84	38
PP 97	39
PP 97 +	40 & 41

ACCESSORIES

MINIPRO ACCESSORIES	6 & 7
JUNIOR ACCESSORIES	12
RICER TOOL AP 90 / FM Series	37
SMX BLENDER	64

CITRUS JUICER

PA 96	71
-------	----

GIRAFFE

POWER PRO	66, 67, 68, 69 & 70
-----------	---------------------

GIRAFFE MIXER

GM 93	72
-------	----

SALAD SPINNERS

MANUAL SALAD SPINNER SD 99	73
MANUAL SALAD SPINNER SD 92	73
ELECTRIC SALAD SPINNER EM 98	74
ELECTRIC SALAD SPINNER EM98 WITH TIMER	75
MANUAL SALAD SPINNER SD 92 SC SEALED COVER	76 & 77

SUPPORTS

SM4, SM6, SM8, SM10, SM12	71
---------------------------	----

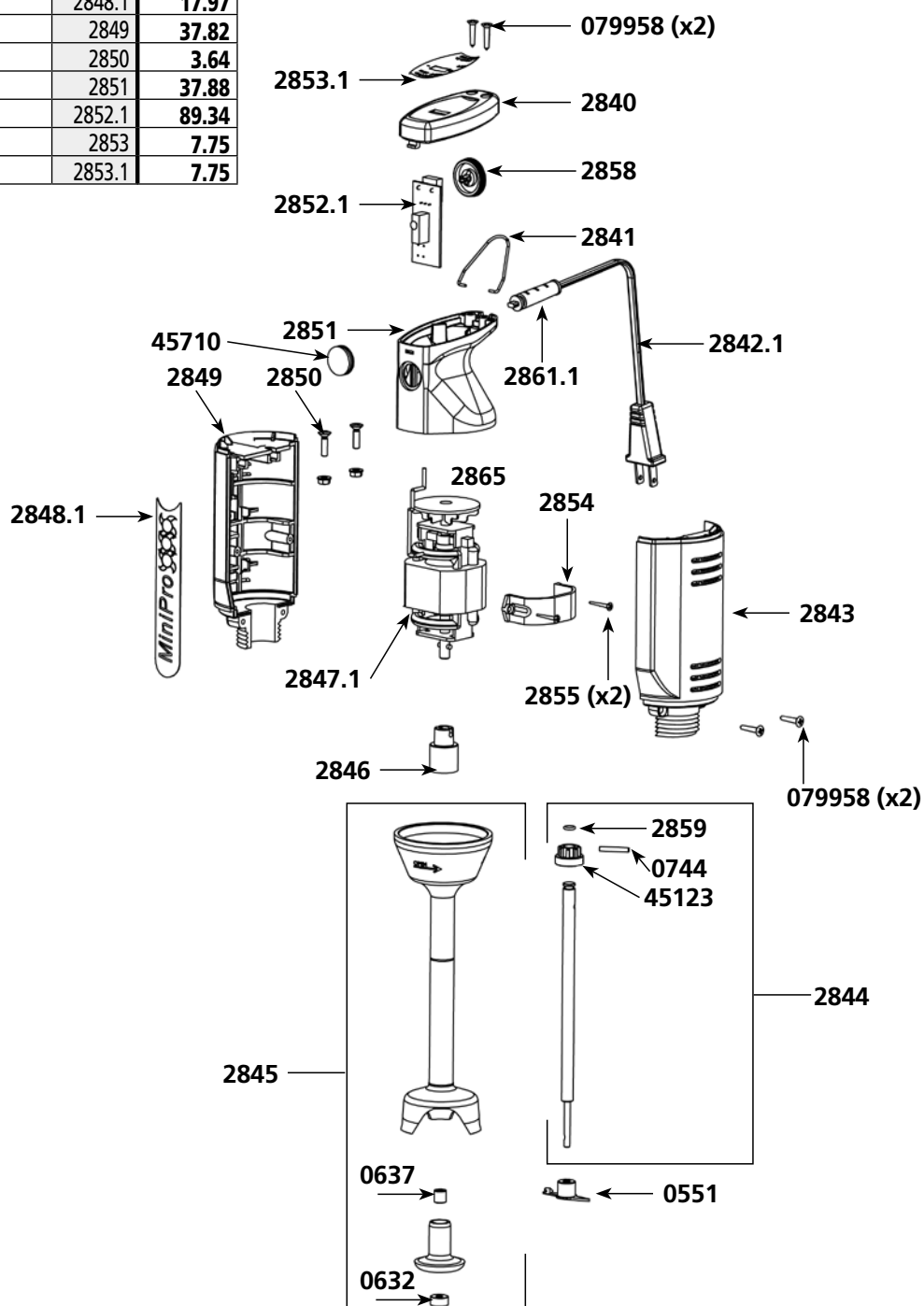
VEGETABLE CUTTERS

FOOD CUTTER CF 2000	72
DYNACOUPE	78
DYNACUBE	79

Mixer MINIPRO

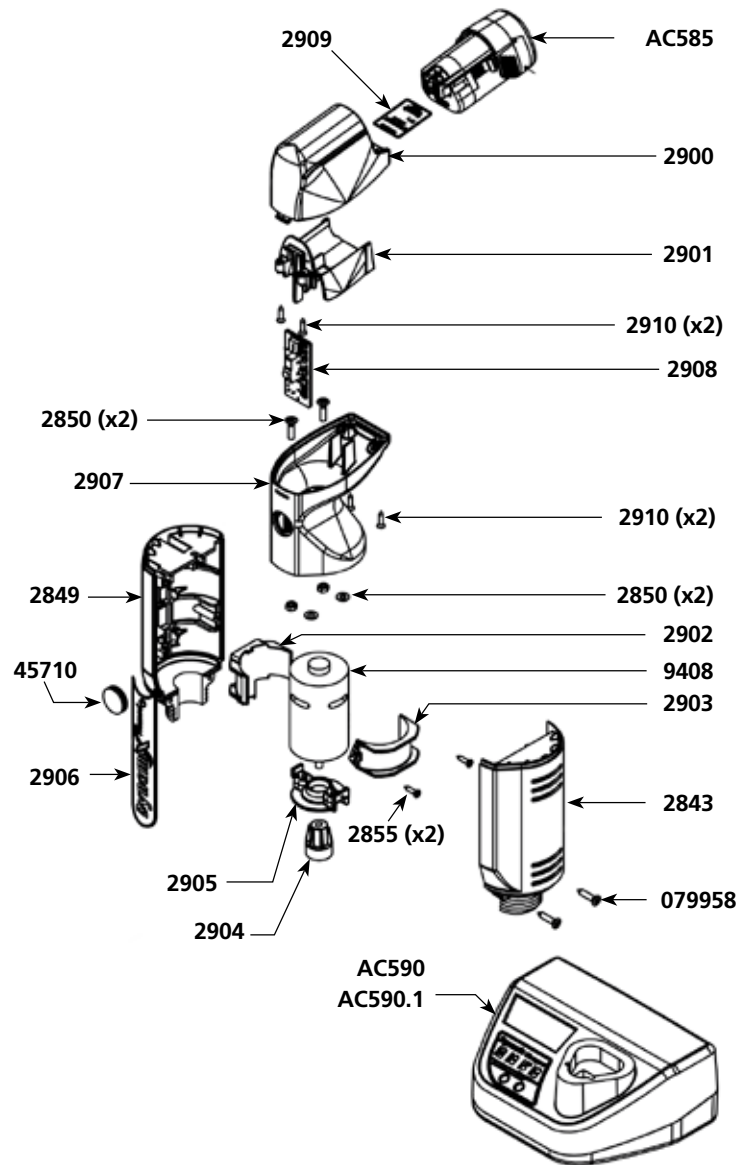
Parts list	Code	List \$ Price
Regular blade	0551	14.01
Double lip waterproof seal	0632	12.51
Self-lubricating ring	0637	2.78
Pins 3 x 20	0744	3.21
Handle screws (2)	079958	0.67
Cover	2840	22.15
Hook	2841	11.98
Power cord 115V	2842.1	30.94
Right handle	2843	37.82
Shaft and sprocket	2844	31.39
Minipro foot assembly + bushing + seal	2845	138.82
Coupling	2846	20.58
Motor 230 V	2847	138.09
Motor 115 V	2847.1	138.09
Minipro label	2848.1	17.97
Left handle	2849	37.82
Screws + washers + handle nuts (2)	2850	3.64
Handle	2851	37.88
Circuit board	2852.1	89.34
ID label (230V)	2853	7.75
ID label (115V)	2853.1	7.75

Parts list	Code	List \$ Price
Motor bracket	2854	25.70
Screws for motor bracket (2)	2855	3.32
Dynashake foot assembly + ring + seal	2856	166.09
Shaft and bearing (Dynashake)	2857	67.06
Variator knob	2858	14.25
Driving shaft joint	2859	3.13
Strain relief 115 V	2861.1	4.01
Fan	2865	26.67
Coupling hub	45123	32.62
Rubber button cap	45710	4.48



Motor block MiniPro Cordless - Ref AC580

Parts list	Code	List \$ Price
Right handle	2843	37.82
Left handle	2849	37.82
Screws + washer + handle nuts (2)	2850	3.64
Screws for motor belt (2)	2855	3.32
Battery housing	2900	65.99
Terminal support	2901	31.87
Motor support	2902	26.04
Motor belt	2903	26.04
Coupling	2904	22.13
Centraliser + screws	2905	24.97
Label	2906	18.21
Hood	2907	71.35
Circuit board	2908	116.39
ID label	2909	7.82
Screw	2910	2.93
12V DC Motor	9408	141.45
Handle cap protectors	45710	4.48
Handle screws (2)	079958	0.67
MiniPro Cordless battery (see machine catalog)	AC585	180.00
MiniPro Cordless battery charger 230 V (see machine catalog)	AC590	280.00
MiniPro Cordless battery charger 115 V (see machine catalog)	AC590.1	280.00



Parts list

Code List \$ Price

Food Processor Bowl

Equipped cover	2880	261.04
Blade	2881	87.01
Bowl	2882	61.42
Base	1178	24.32

Equipped lid 2880

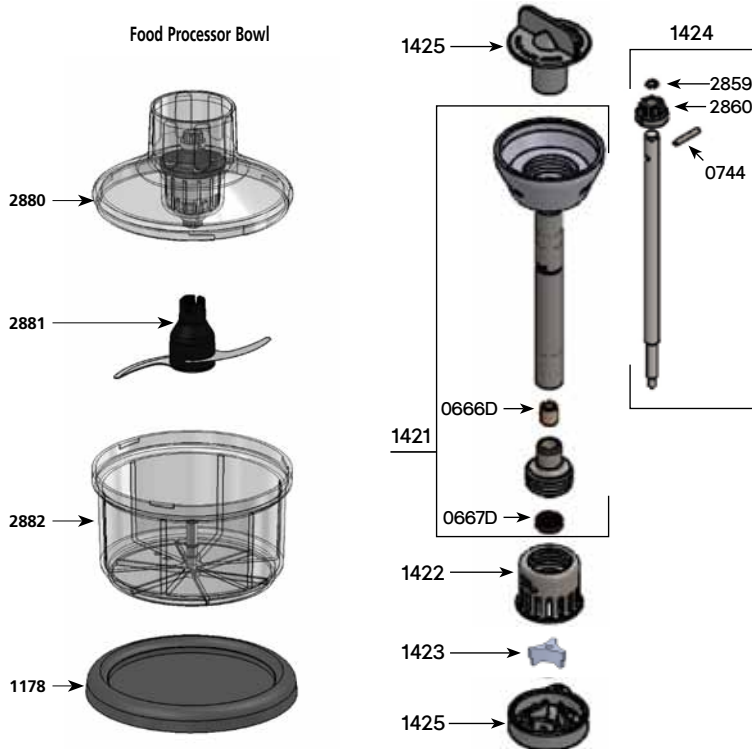
Equipped upper shaft	2885	81.90
Handle screws (4)	2886	7.94
Reduction plate + ring	2887	31.21
Lid + reduction gear	2888	158.66
O. ring (x4)	2871	6.91
O. ring	0658	8.19

Blade 2881

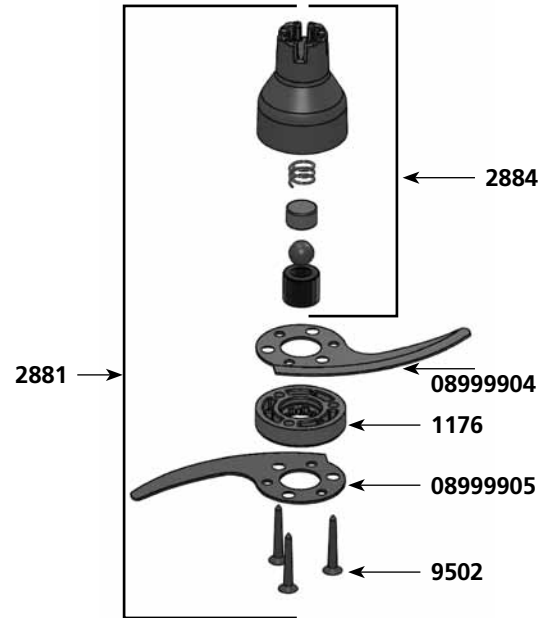
Equipped cone	2884	32.76
A blade	08999904	28.14
Blade holder	1176	10.75
B blade	08999905	28.14
Set of screws (x3)	9502	0.91

Blender AC560

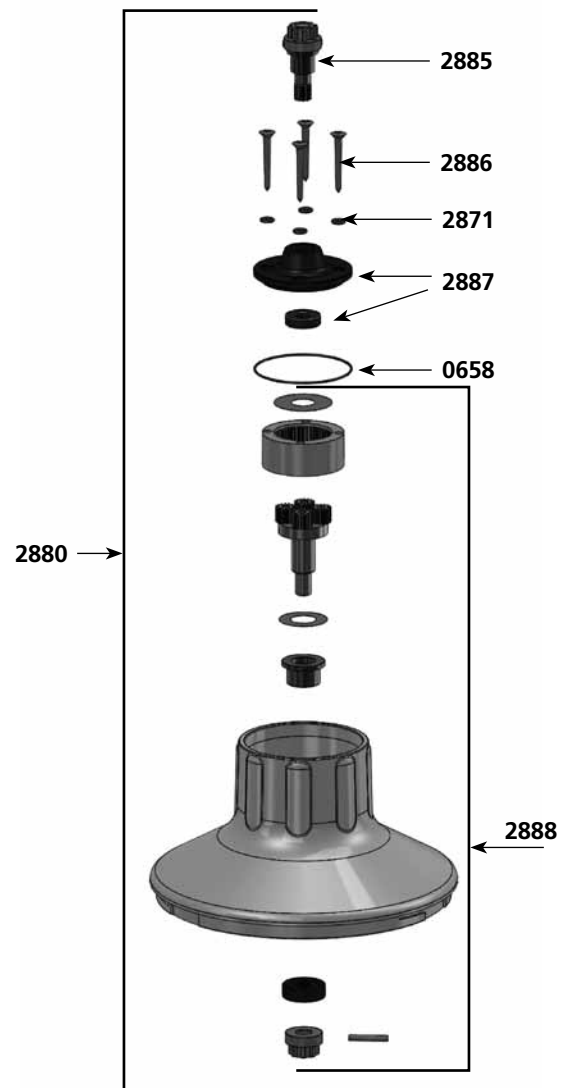
Self-lubricating ring	0666D	9.40
Waterproof seal	0667D	23.69
Pin (3 x 20)	0744	3.21
Foot assembly	1421	187.93
Blender bell	1422	97.44
Blender blade	1423	43.55
Shaft	1424	60.87
Blender key	1425	28.42
Driving shaft joint	2859	3.13
Coupling hub	2860	28.50



Blade



Equipped lid




Parts list **Code** **List \$ Price**
Potato Ricer assembly

Parts list	Code	List \$ Price
Handle screws (4)	2870	8.44
O. ring (x4)	2871	6.91
Ricer inferior carter	1179	44.01
Equipped upper shaft	2872	94.69
Secured washer	1181	9.72
Interior geared crown	2873	104.92
Equipped output shaft	2874	184.26
Equipped spacer for potato ricer	2875	56.31
Nut holder + nut	2876	18.18
Potato grid	089940	79.33
Grid holder	1195	5.64
Potato blade	08995	47.34
Compression washer	1196	4.60
O. ring	0650	7.94

Parts list **Code** **List \$ Price**
Whisk assembly

Parts list	Code	List \$ Price
Lower motor whisk housing	2890	139.47
Equipped output axle w/ 2 gears+pins	2891	93.41
Holder assembly w/ 3 self-lubricating rings	2892	52.72
Whisk tool (2)	2893	97.25
Reduction gear assembly (without whisk)	2894	209.85
Equipped upper shaft	4020	95.13
Equipped plate with rings	4021	56.34
Holder assembly screws	4022	6.11
Middle gear & axle	9420	124.30

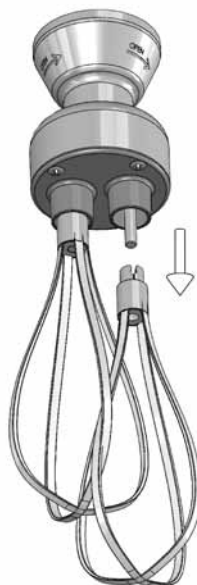
Potato Ricer assembly



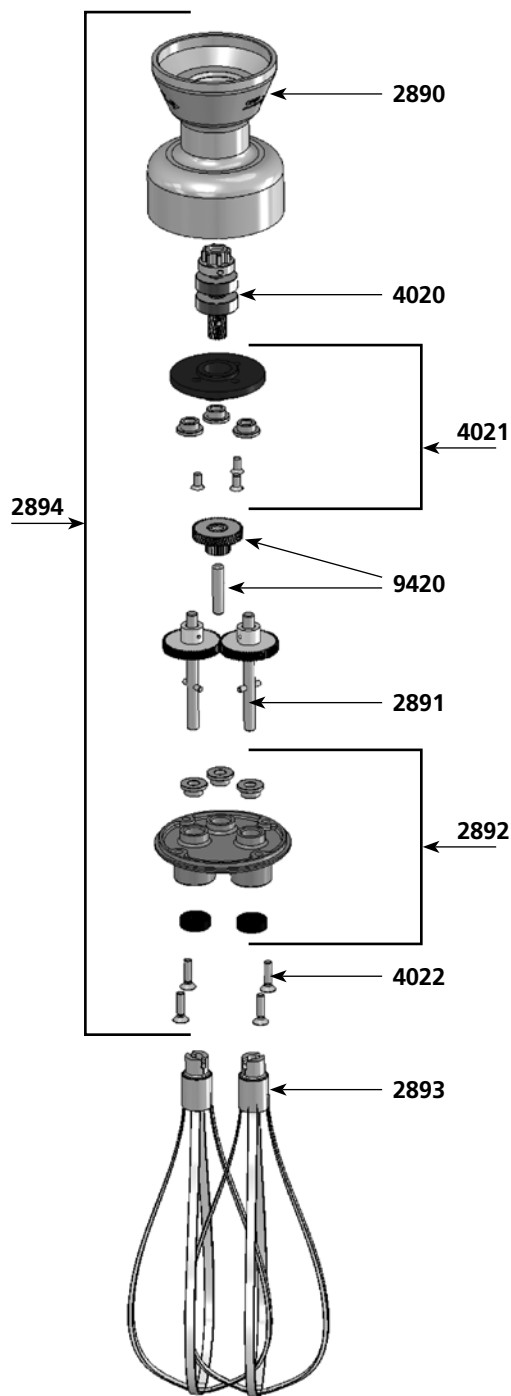
Ricer grid assembly

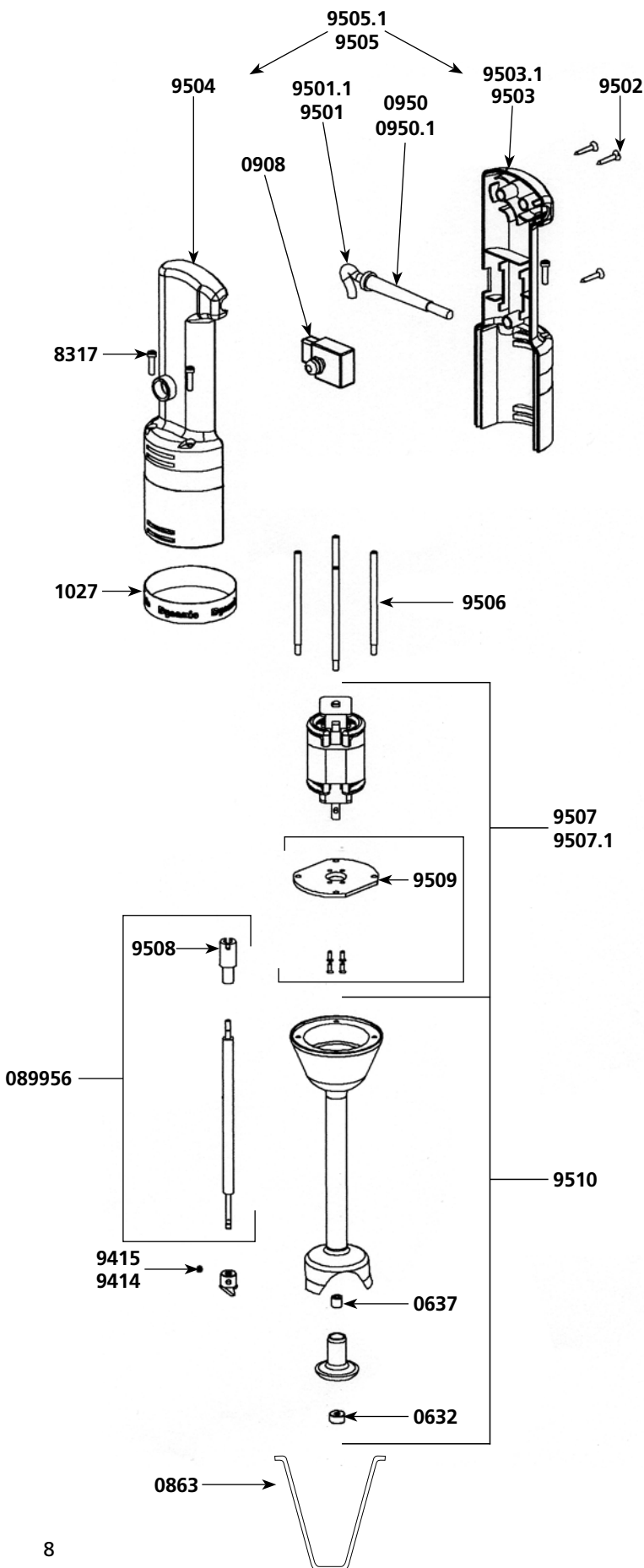


Whisk tool dismantling



Whisk assembly



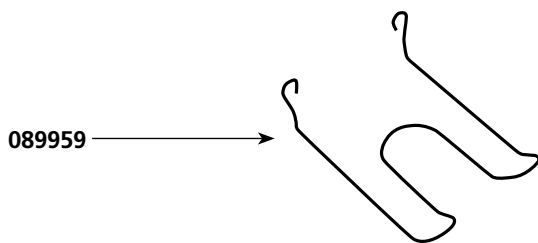
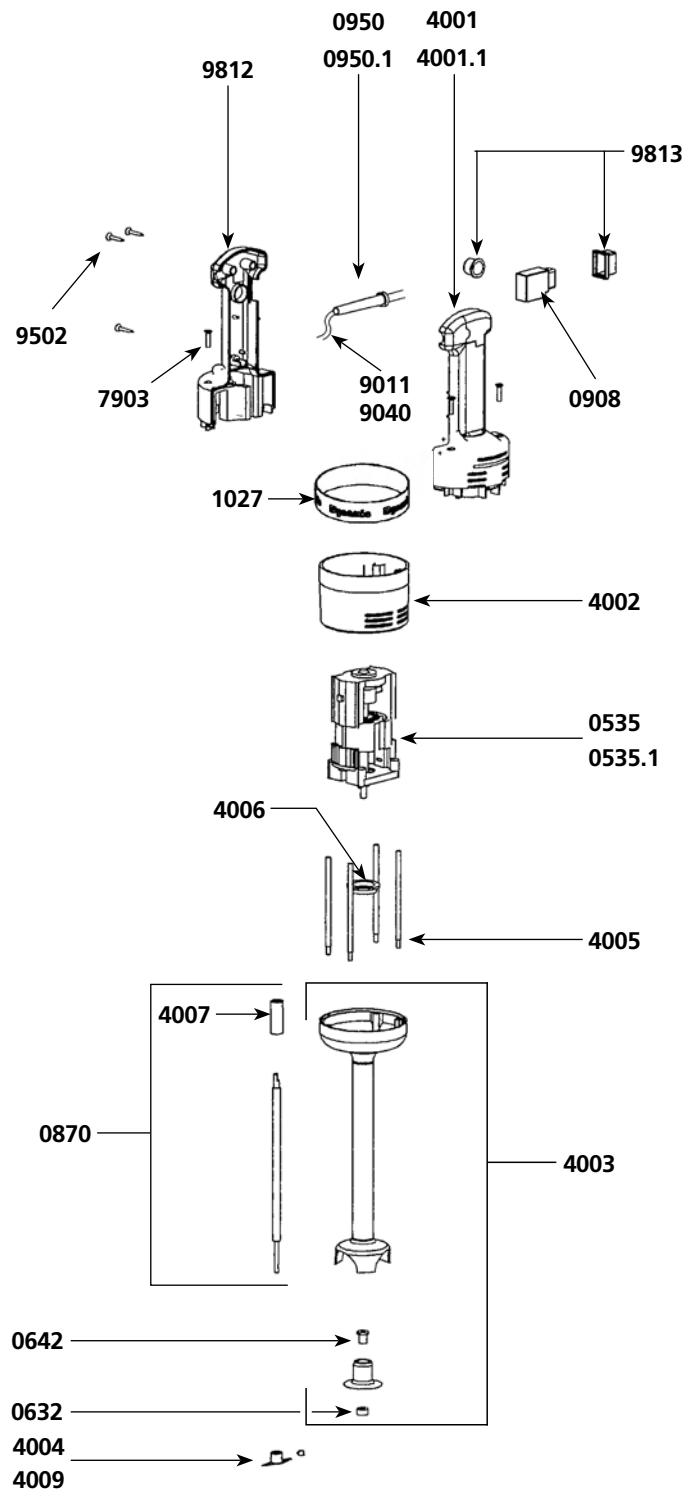


Parts list

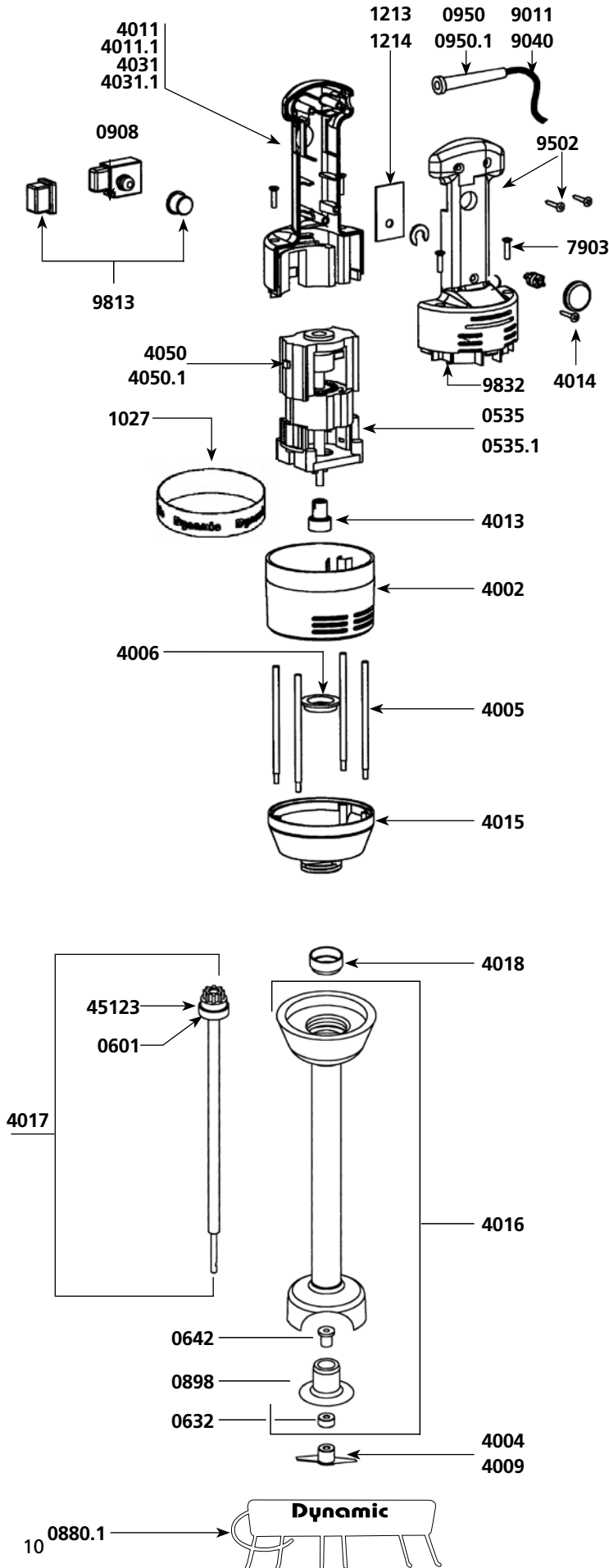
Code List \$ Price

	Code	List \$	Price
Waterproof seal	0632	12.51	
Bushing	0637	2.78	
Hook	0863	11.30	
Complete stainless steel shaft + coupling	089956	31.39	
Non-locking switch	0908	44.09	
Filtering Capacitor	0909	18.68	
Strain relief 230V	0950	3.61	
Strain relief 115V	0950.1	3.61	
Dynamic label	1027	18.00	
Spacer screws (4)	8317	6.82	
Emulsifying blade	9414	14.01	
Cutter blade w/screw	9415	14.01	
Power cord 230 V	9501	29.15	
Power cord 115 V	9501.1	29.15	
Handle screws (3)	9502	0.91	
Lower handle w/ label 230 V	9503	67.93	
Lower handle w/ label 115 V	9503.1	67.93	
Upper half handle	9504	67.24	
Complete handle 230 V (w/sticker, screws, logo, switch, strain relief, power cord)	9505	152.07	
Complete handle 115 V (w/sticker, screws, logo, switch, strain relief, power cord)	9505.1	152.07	
Spacer rods (4)	9506	19.10	
Motor & screw & capacitor 230 V	9507	138.14	
Motor & screw & capacitor 115 V	9507.1	138.14	
Coupling sleeve	9508	13.47	
Motor holder w/4 screws	9509	17.19	
Foot assembly w/ bearing (exc. shaft + blade)	9510	138.88	
Motor brushes (2) 230 V	9512	19.38	
Motor brushes (2) 115 V	9512.1	19.38	

Parts list	Code	List \$ Price
Motor 230 V	0535	245.32
Motor 115 V	0535.1	245.32
Waterproof seal	0632	12.51
Bushing	0642	2.78
Stainless steel shaft + coupling	0870	53.38
Wall bracket	089959	32.54
Non-locking switch	0908	44.09
Strain relief 230 V	0950	3.61
Strain relief 115 V	0950.1	3.61
Dynamic label	1027	18.00
Label w/ serial number 230 V	1081	7.55
Label w/ serial number 115 V	1082	7.55
Complete handle 230 V	4000	96.59
Lower half handle w/ label 230 V	4001	42.05
Lower half handle w/ label 115 V	4001.1	42.05
Upper motor housing	4002	35.30
Foot assembly w/ bearing (exc. Shaft + blade)	4003	185.54
Cutter blade	4004	42.39
Spacer rods (4)	4005	22.81
Ball bearing sleeve	4006	6.48
Coupling sleeve	4007	17.63
Filtering capacitor	4008	23.23
Emulsifying blade	4009	57.08
Carbon brushes (2) 230 V	4050	18.71
Carbon brushes (2) 115 V	4050.1	18.71
Spacer screws (4)	7903	6.71
Power cord 230 V	9011	32.03
Power cord 115 V	9040	40.08
Handle screws (3)	9502	0.91
Upper half handle	9812	37.77
Switch protector	9813	12.46



JUNIOR PLUS & JUNIOR COMBI



Power unit

Parts list

Code List \$ Price

	Code	List \$ Price
Motor 230 V	0535	245.32
Motor 115 V	0535.1	245.32
Wall bracket	0880.1	121.63
Non-locking switch	0908	44.09
Strain relief 230V	0950	3.61
Strain relief 115V	0950.1	3.61
Dynamic label	1027	18.00
Id label (Junior Plus) 230V	1084	7.74
Id label (Junior Plus) 115V	1085	7.75
Id label (Junior Combi) 230V	1086	7.75
Id label (Junior Combi) 115V	1087	7.75
Speed variator 230V	1213	143.06
Speed variator 115V	1214	124.30
Upper motor housing	4002	35.30
Spacer rods (4)	4005	22.81
Ball bearing sleeve	4006	6.48
Complete handle w/ power cord 230V	4010	183.66
Complete handle w/ power cord 115V	4010.1	183.66
Lower half handle w/ Junior Plus label 230V	4011	42.05
Lower half handle w/ Junior Plus label 115V	4011.1	42.05
Filtering capacitor	4012	25.17
Coupling	4013	19.38
Speed variator knob	4014	19.38
Lower aluminium motor housing	4015	170.73
Complete handle w/ power cord 230V	4030	183.66
Complete handle w/ power cord 115V	4030.1	183.66
Lower half handle w/ Junior Combi label 230V	4031	42.05
Lower half handle w/ Junior Combi label 115V	4031.1	42.05
Motor brushes (2) 230 V	4050	18.71
Motor brushes (2) 115 V	4050.1	18.71
Spacer screws (4)	7903	6.71
Power cord 230 V	9011	32.03
Power cord 115 V	9040	40.08
Handle screws (3)	9502	0.91
Switch protector	9813	12.46
Upper half handle Junior Plus & Junior Combi	9832	37.77

Complete foot assembly

Parts list

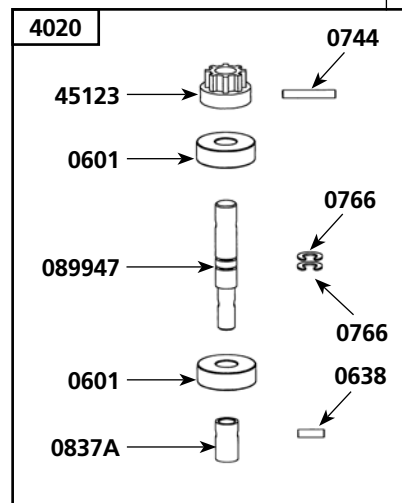
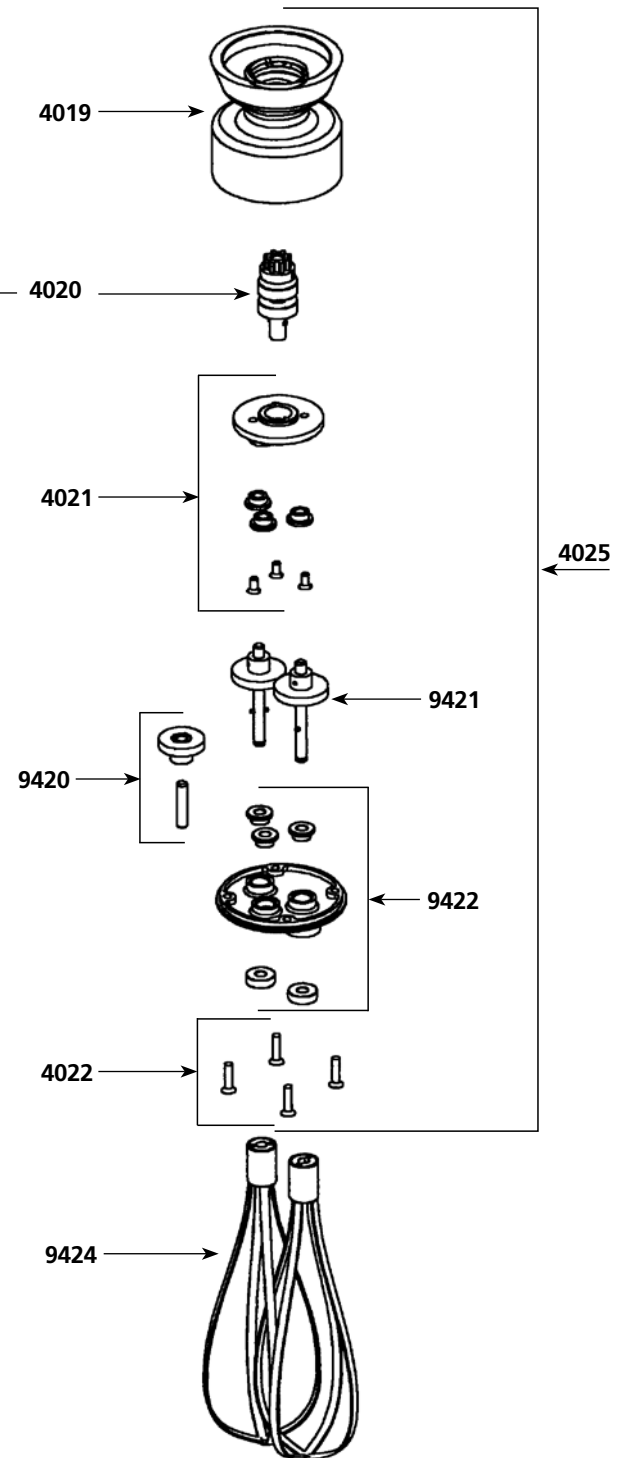
Code List \$ Price

	Code	List \$ Price
Ball bearing	0601	20.66
Waterproof seal	0632	12.51
Bushing	0642	2.78
Bearing only	0898	23.84
Cutter blade	4004	42.39
Emulsifying blade	4009	57.08
Foot assembly	4016	269.05
Kit w/shaft and coupling hub	4017	116.24
Ball bearing sleeve	4018	5.83
Coupling hub	45123	32.62

Whisk tool

Parts list Code List \$ Price

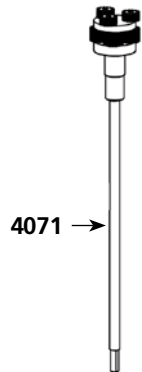
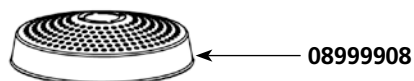
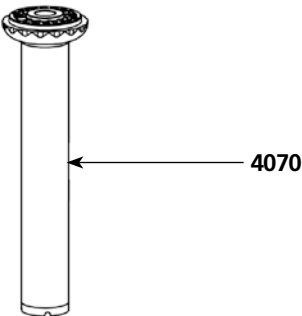



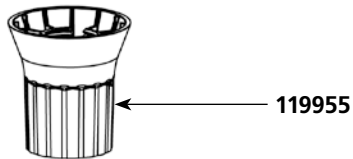
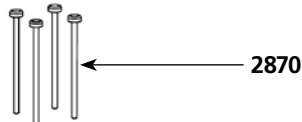
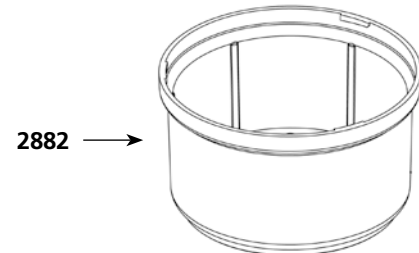
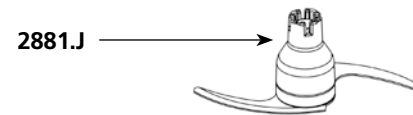
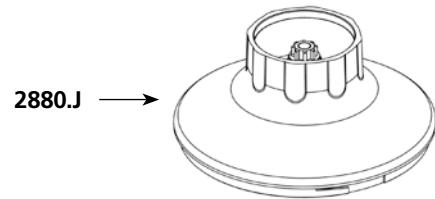
Ball bearing	0601	20.66
Pins 3 x 10	0638	2.91
Pins 3 x 20	0744	3.21
Open head locking washer (unit)	0766	1.76
Entry gear	0837A	60.02
Lower motor whisk housing	4019	175.27
Equipped upper shaft (complete)	4020	95.13
Plate w/ seals and screws	4021	56.34
Holder assembly screws (4)	4022	6.11
Reduction gear assembly	4025	413.98
Middle gear & shaft	9420	124.30
Equipped output axle w/ 2 gears+pins	9421	118.30
Holder assembly w/ 3 self lubricating rings	9422	62.82
Whisk tool (2)	9424	113.29
Coupling hub	45123	32.62
Upper driving shaft	089947	45.20



Junior cutter

Parts list Code List \$ Price

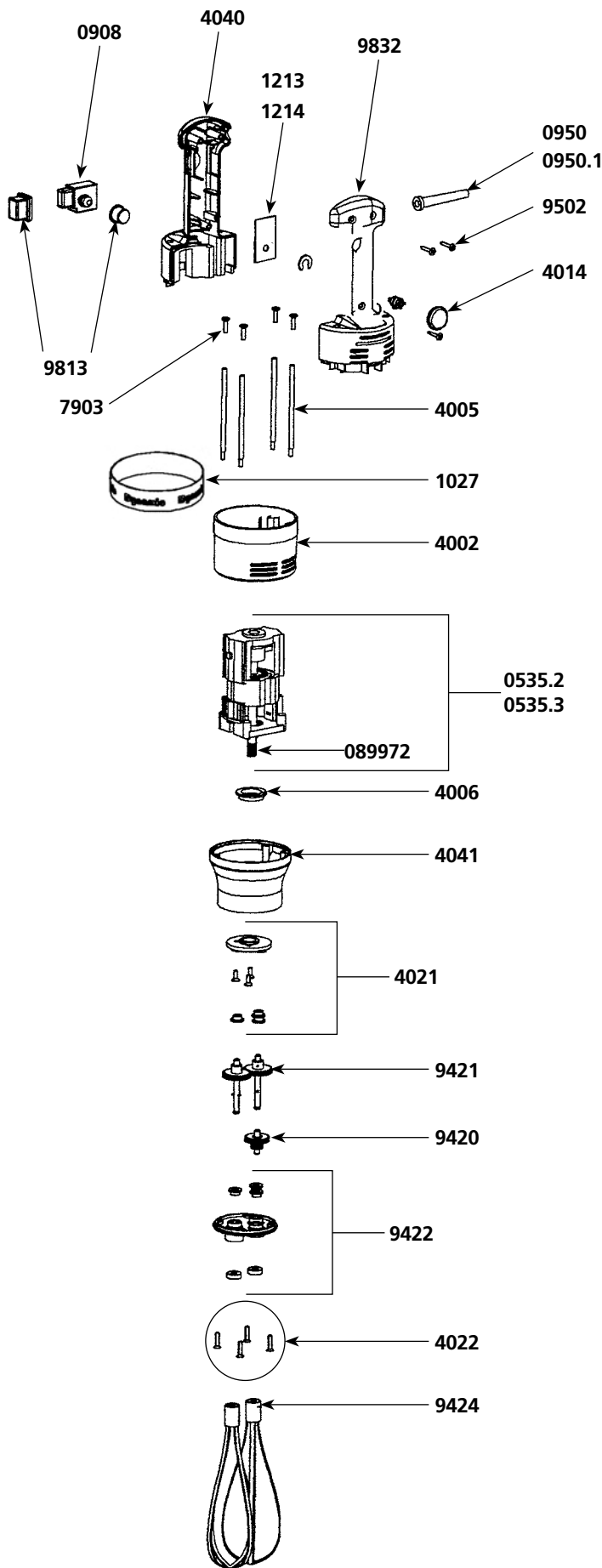
Base	1178	25.82
Equipped cover	2880.J	308.85
Blade	2881.J	95.21
Bowl	2882	65.25



Junior Potato Ricer

Parts list Code List \$ Price

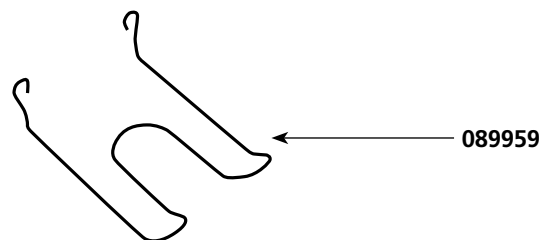
Potato grid Junior	08999908	95.31
Potato blade Junior	08999909	56.45
O. ring	0650	7.94
Secured washer	1181	9.72
Grid holder	1195	5.64
Compression washer	1196	4.60
Ricer inferior carter Junior	119955	49.74
Handle screws (x 4)	2870	8.44
O. ring (x 4)	2871	6.91
Interior geared crown	2873	104.92
Equipped spacer for potato ricer Junior	4070	66.48
Equipped output shaft Junior	4071	208.39
Nut holder + nut Junior	4072	19.89
Equipped upper shaft Junior	4073	103.55



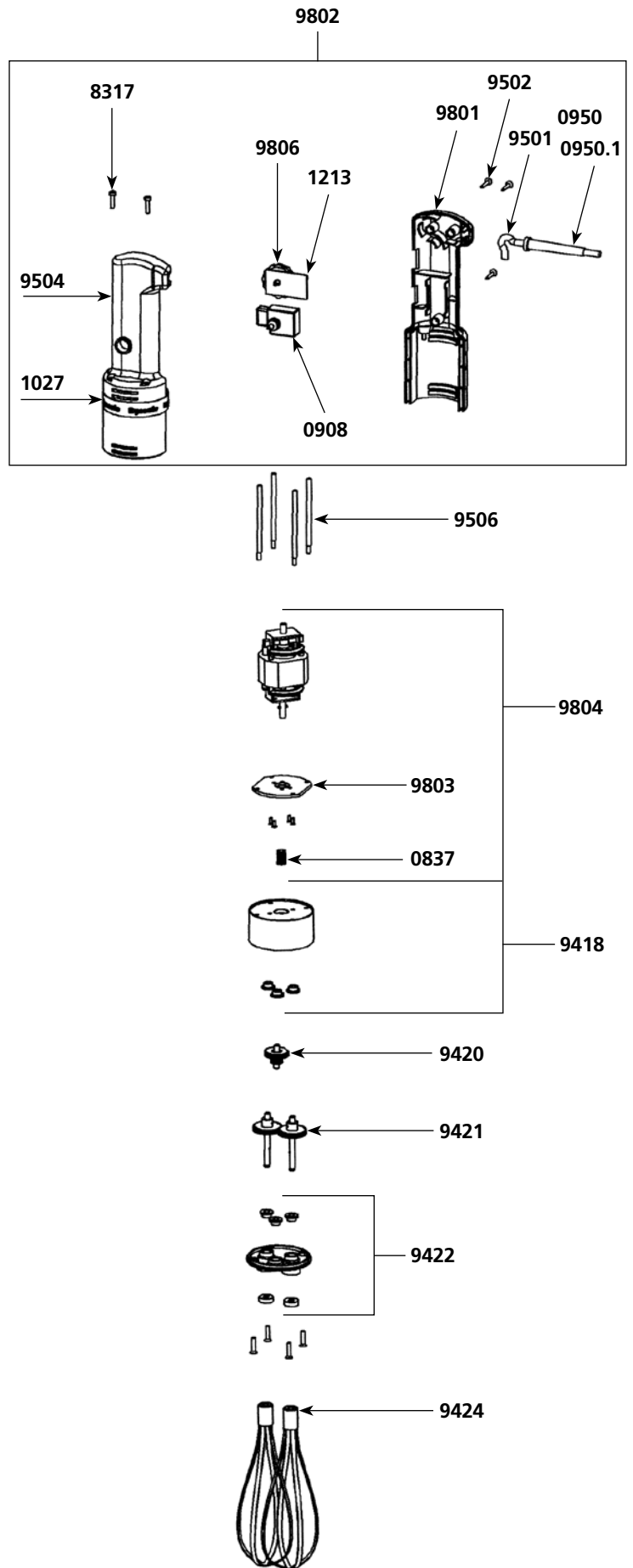
Parts list

Code List \$ Price

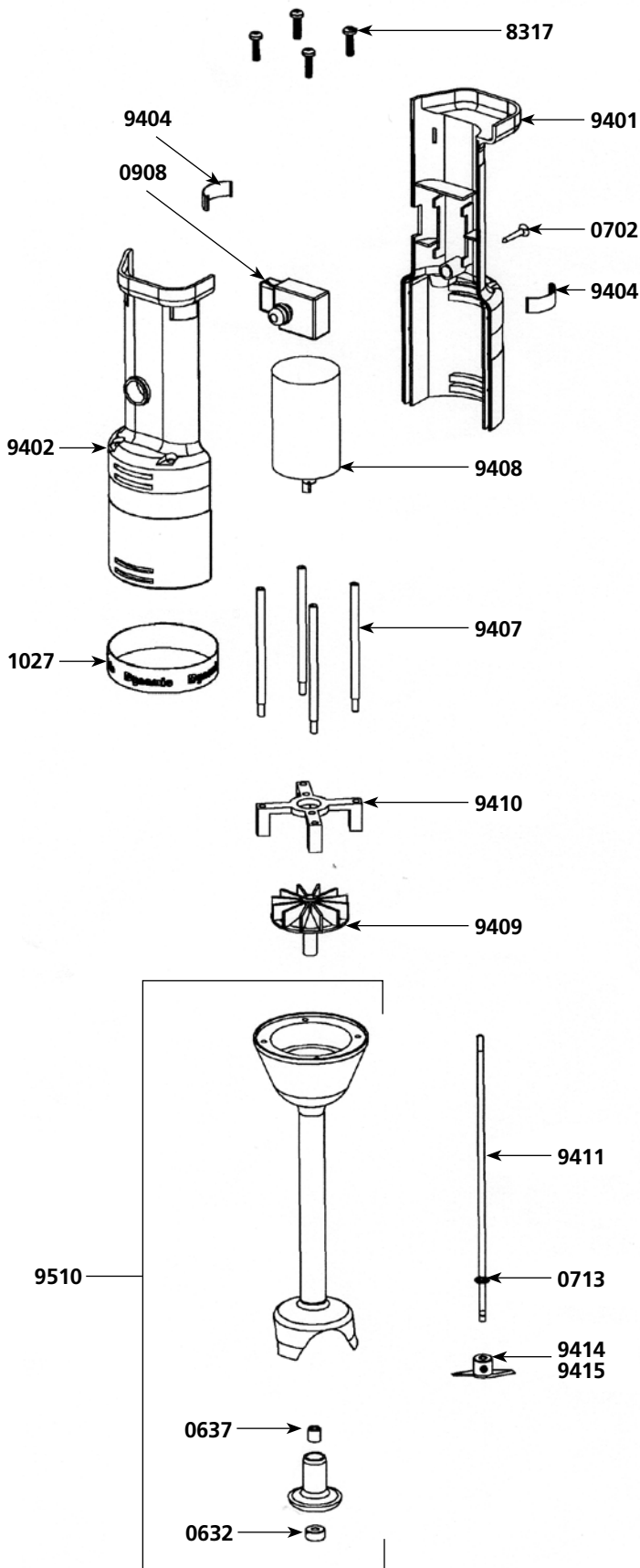
	Code	List \$	Price
Motor 230 V + Gear	0535.2	296.68	
Motor 115 V + Gear	0535.3	300.63	
Pin 3x14	0745	2.91	
Non-locking switch	0908	44.09	
Strain relief 230 V	0950	3.61	
Strain relief 115 V	0950.1	3.61	
Dynamic label	1027	18.00	
Speed variator 230 V	1213	143.06	
Speed variator 115 V	1214	124.30	
Upper motor housing	4002	35.30	
Spacer rods (4)	4005	22.81	
Ball bearing sleeve	4006	6.48	
Filtering capacitor	4012	25.17	
Speed variator knob	4014	19.38	
Plate w/ seals and screws	4021	56.34	
Holder assembly screws (4)	4022	6.11	
Lower half handle w/ Junior Whisk label 230 V	4040	42.11	
Lower half handle w/ Junior Whisk label 115 V	4040.1	42.11	
Lower aluminium motor housing	4041	175.27	
Complete handle Junior Whisk 230 V	4042	182.90	
Complete handle Junior Whisk 115 V	4042.1	182.90	
Motor brushes (2) 230 V	4050	18.71	
Motor brushes (2) 115 V	4050.1	18.71	
Spacer screws (4)	7903	6.71	
Power cord 230 V	9011	32.03	
Power cord 115 V	9040	40.08	
Middle gear & axle	9420	124.30	
Equipped output axle w/ 2 gears+pins	9421	118.30	
Holder assembly w/ seals & washer	9422	62.82	
Whisk tool (2)	9424	113.29	
Handle screws (3)	9502	0.91	
Switch protector	9813	12.46	
Upper half handle	9832	37.77	
Label w/ serial number 230 V	1099.10	7.75	
Label w/ serial number 115 V	1099.11	7.75	
Wall bracket	089959	32.54	
Gear + Pin	089972	56.86	



Parts list	Code	List \$ Price
Pin for gear	0638	2.91
Enter gear w/ pin	0837	60.02
Non-locking switch	0908	44.09
Capacitor	0909	18.68
Strain relief 230 V	0950	3.61
Strain relief 115 V	0950.1	3.61
Dynamic label	1027	18.00
ID label 230 V	1059	15.82
ID label 115 V	1060	15.82
Speed variator 230 V	1213	143.06
Speed variator 115 V	1214	124.30
Spacer screws (4)	8317	6.82
Whisk connection box w/3 rings	9418	103.18
Middle gear & axle	9420	124.30
Output axle	9421	118.30
Holder assembly w/ 3 self lubricating rings	9422	62.82
Whisk tools (2)	9424	113.29
Power cord 230 V	9501	29.15
Power cord 115 V	9501.1	29.15
Handle screws (3)	9502	0.91
Upper half handle	9504	67.24
Spacer rods	9506	19.10
Half handle label side 230 V	9801	67.93
Half handle label side 115 V	9801.1	67.93
Complete handle 230 V (w/variator. power cord. switch and strain relief)	9802	241.31
Complete handle 115 V (w/variator. power cord. switch and strain relief)	9802.1	241.31
Motor holder	9803	16.70
Motor support w/4 screws 230 V	9804	148.30
Motor support w/4 screws 115 V	9804.1	148.30
Variator knob	9806	5.55



MXP 94 MINI CORDLESS MIXER



Parts list

Code List \$ Price

Parts list	Code	List \$	Price
Waterproof seal	0632	12.51	
Self-lubricating ring	0637	2.78	
Handle screw (1)	0702	1.08	
Locking washer	0713	2.49	
Non-locking switch	0908	44.09	
Dynamic label	1027	18.00	
Spacer screws (4)	8317	6.82	
Half handle (label side)	9401	62.13	
Upper half handle	9402	62.13	
Clips (2)	9404	8.49	
Spacer rods (4)	9407	19.10	
Motor	9408	141.45	
Fan (coupling)	9409	9.65	
Motor holder + screws	9410	8.44	
Main shaft + locking washer	9411	17.85	
Emulsifying blade	9414	14.01	
Cutter blade w/screw	9415	14.01	
Complete handle	9430	124.32	
Foot assembly w/ bearing (exc. shaft + blade)	9510	138.88	

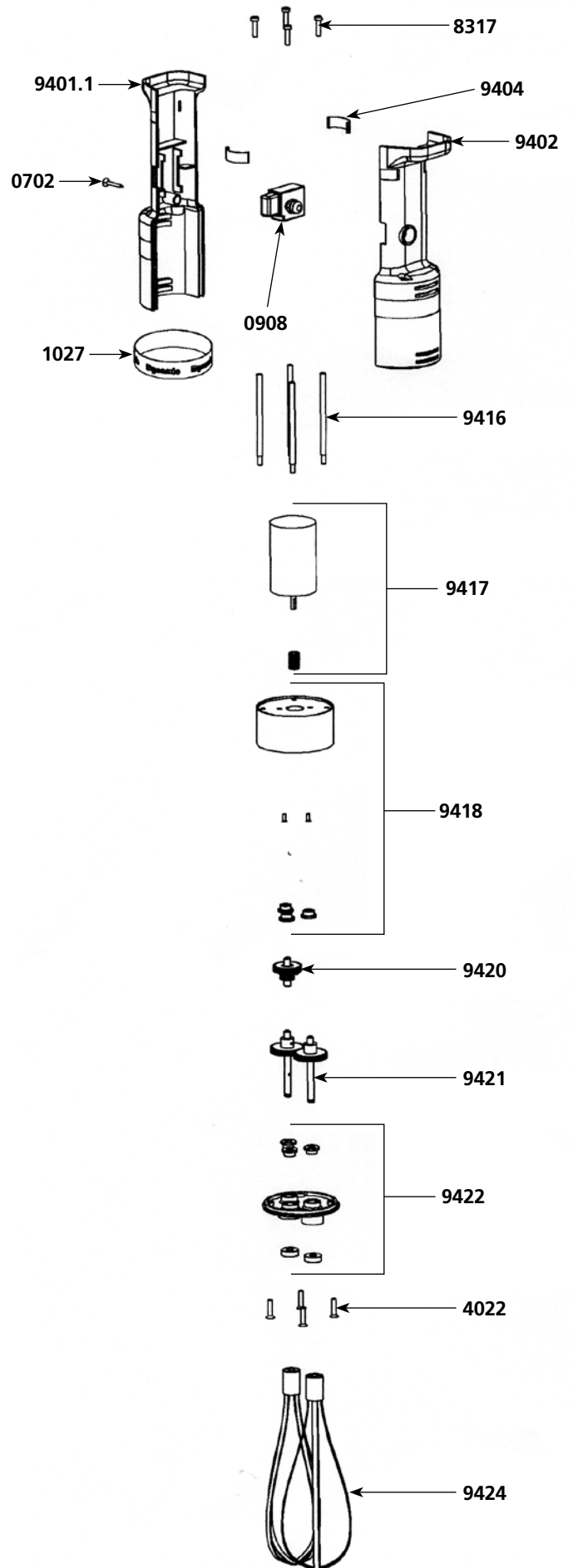
Charger and battery

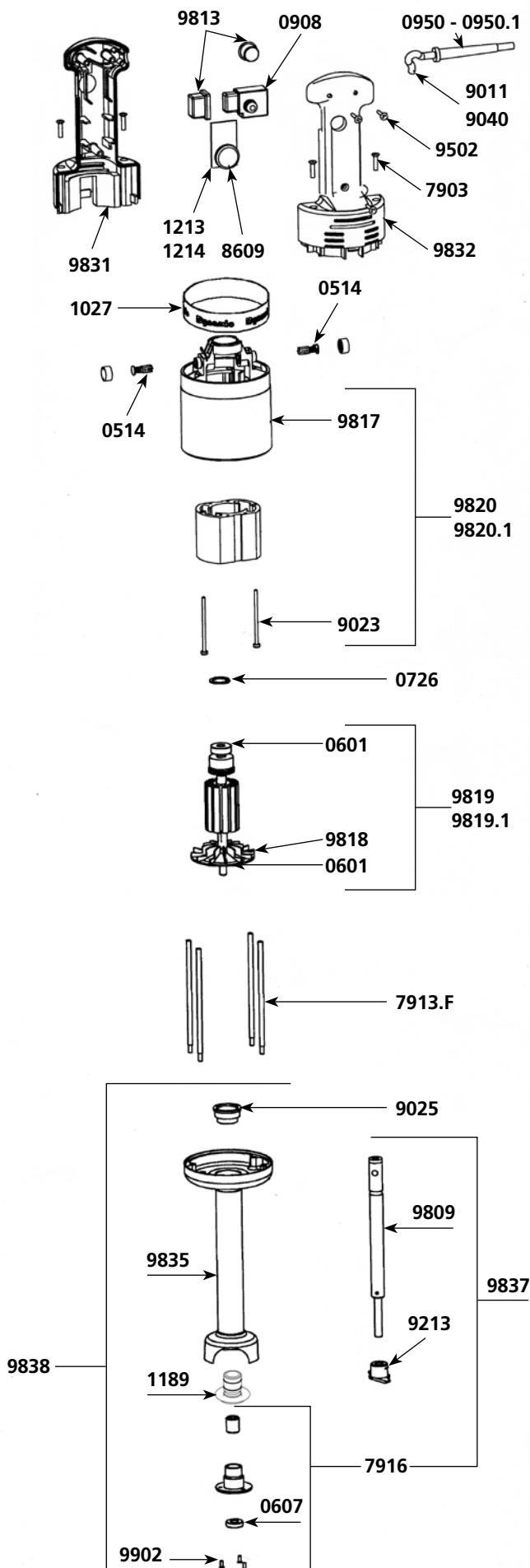
See machine catalog



FTP 94 MINI CORDLESS WHISK

Parts list	Code	List \$ Price
Handle screw (1)	0702	1.08
Non-locking switch	0908	44.09
Dynamic label	1027	18.00
Holder assembly screws	4022	6.11
Spacer screws (4)	8317	6.82
Lower half handle (label side)	9401.1	62.13
Upper half handle	9402	62.13
Clips (2)	9404	8.49
Spacer rods (4)	9416	19.10
Motor & gear	9417	174.82
Whisk connection box w/3 rings	9418	103.18
Middle gear & axle	9420	124.30
Equipped output shaft w/2 gears + 2 pins	9421	118.30
Holder assembly w/ seals & washer+D331	9422	62.82
Whisks (2)	9424	113.29
Complete handle	9431	124.32





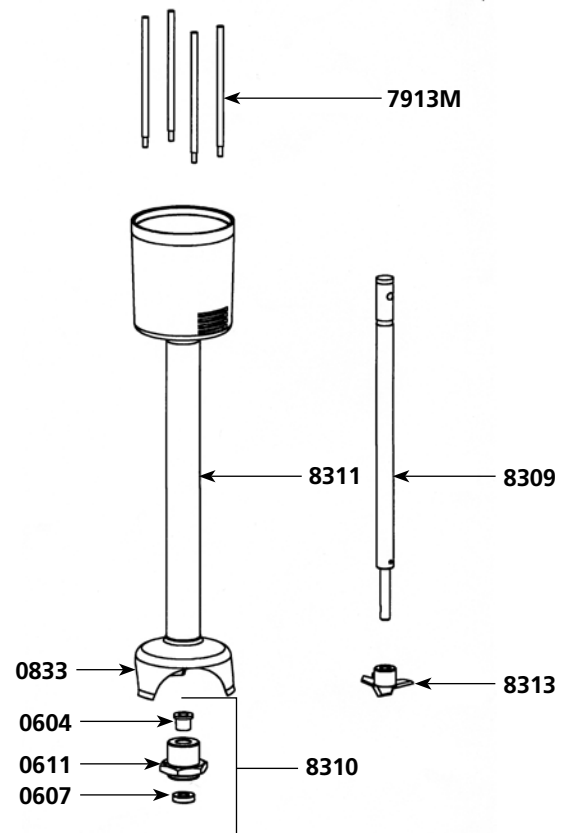
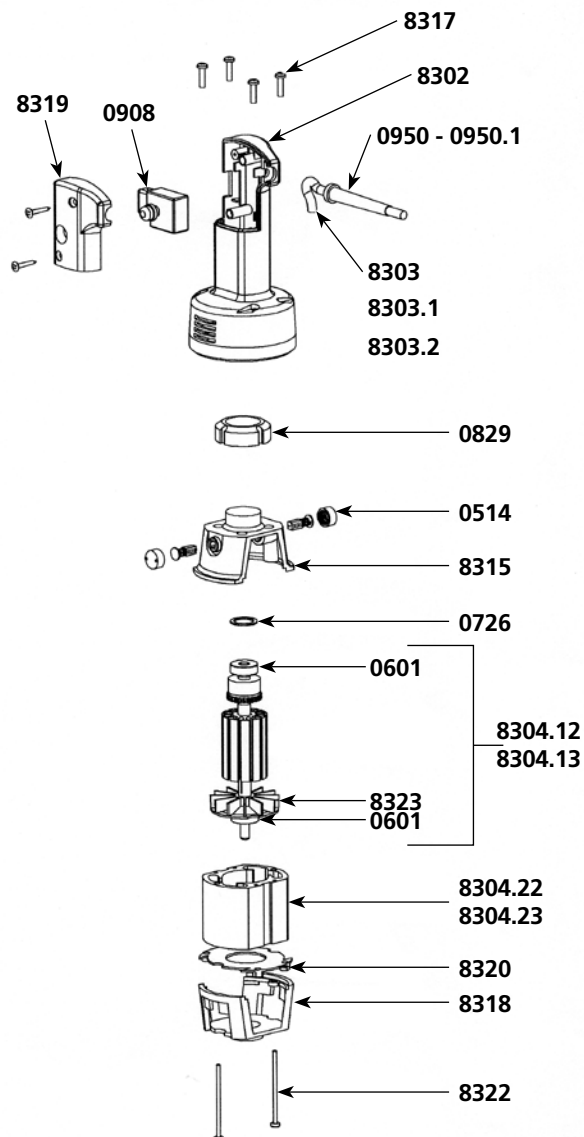
Parts list

Code List \$ Price

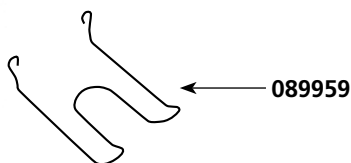
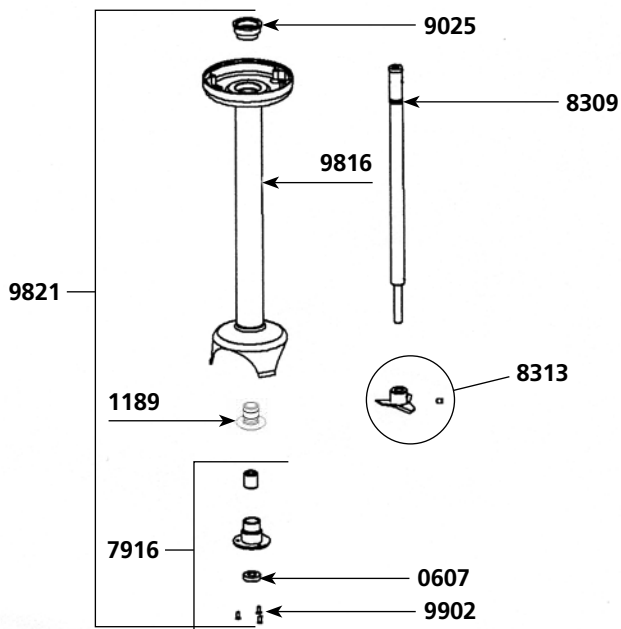
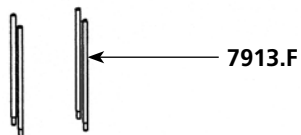
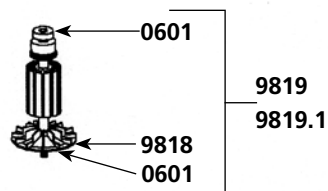
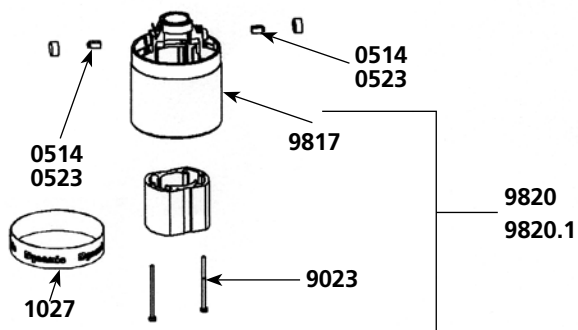
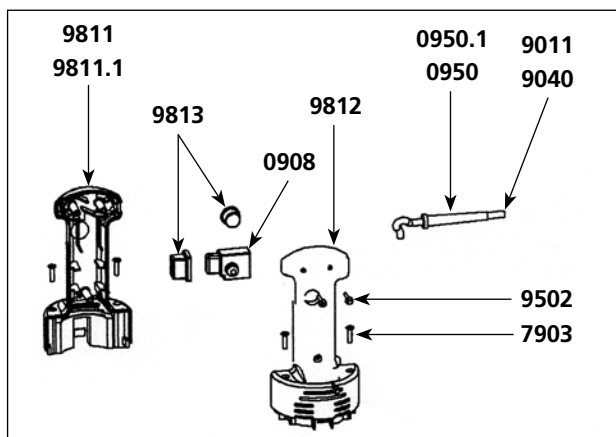
Parts list	Code	List \$	Price
Motor brushes (2)	0514	20.67	
Ball bearing	0601	20.66	
Waterproof seal	0607	26.90	
Squeezing washer	0726	2.91	
Non-locking switch	0908	44.09	
Capacitor	0909	18.68	
Strain relief 230 V	0950	3.61	
Strain relief 115V	0950.1	3.61	
Warning label	1017	7.25	
Dynamic label	1027	18.00	
Label w/ serial number 230 V	1065	8.03	
Label w/ serial number 115 V	1066	8.03	
Bearing holder + ring	1189	30.86	
Variable speed control board 230 V	1213	143.06	
Variable speed control board 115 V	1214	124.30	
Spacer screws (4)	7903	6.71	
Spacer rods (4)	7913.F	23.28	
Lower bearing assembly	7916	50.03	
Variable speed control button	8609	20.12	
Power cord (2 cords) 230 V	9011	32.03	
Stator screws (2)	9023	5.44	
Self-lubricating ring	9025	6.30	
Power cord 115 V	9040	40.08	
Cutter blade w/screws	9213	54.65	
Handle screws (3)	9502	0.91	
Shaft	9809	106.00	
Switch protector	9813	12.46	
Upper motor casing (w/carbon brushes holder)	9817	64.38	
Fan	9818	14.83	
Rotor 230 V	9819	348.32	
Rotor 115 V	9819.1	348.32	
Stator 230 V (w/carter. carbon brushes holder)	9820	348.32	
Stator 115 V (w/carter. carbon brushes holder)	9820.1	348.32	
Complete handle w/ slot for speed control knob 230 V	9830	182.67	
Complete handle w/ slot for speed control knob 115 V	9830.1	182.67	
Lower half handle (label side) 230V	9831	42.05	
Upper half handle (label side) 115V	9831.1	42.05	
Upper half handle	9832	37.77	
Foot assembly (tube + housing + bell + bearing)	9835	220.50	
Motor & shaft housing	9837	182.67	
Complete foot assembly	9838	387.37	
Lower bearing screws (3)	9902	1.81	

Parts list	Code	List \$ Price
Motor brushes (2)	0514	20.67
Ball bearing	0601	20.66
Self-lubricating ring	0604	2.94
Waterproof seal	0607	26.90
O. ring	0611	2.91
Motor self-lubricating ring	0829	31.90
Hook	0860	11.51
Stainless steel bell	0833	128.83
Non-locking switch	0908	44.09
Capacitor	0909	18.68
Strain relief 230 V	0950	3.61
Strain relief 115 V	0950.1	3.61
Spacer rods (4)	7913M	23.73
Complete handle 230 V	8301	111.81
Complete handle 115 V	8301.1	111.81
Handle only w/screws	8302	61.14
Power cord 230 V	8303	43.91
Power cord 115 V	8303.2	59.56

Parts list	Code	List \$ Price
Complete Motor 230 V	8304	603.02
Complete Motor 115 V	8304.1	603.02
Rotor 230 V	8304.12	348.32
Rotor 115 V	8304.13	348.32
Stator 230 V	8304.22	348.32
Stator 115 V	8304.23	348.32
Shaft	8309	108.19
S.S. lower ball bearing assembly	8310	180.09
Motor & shaft housing	8311	294.29
Cutter blade w/screw	8313	54.65
Upper motor casing (w/carbon brushes holder)	8315	74.01
Spacer screws	8317	6.82
Lower motor casing	8318	19.43
Handle cover + screws	8319	14.52
Deflector	8320	13.14
Ground wire	8321	8.15
Screws w/ ground washer (2)	8322	1.26
Fan	8323	13.14



9810 - 9810.1



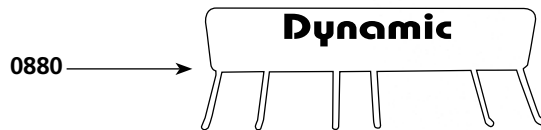
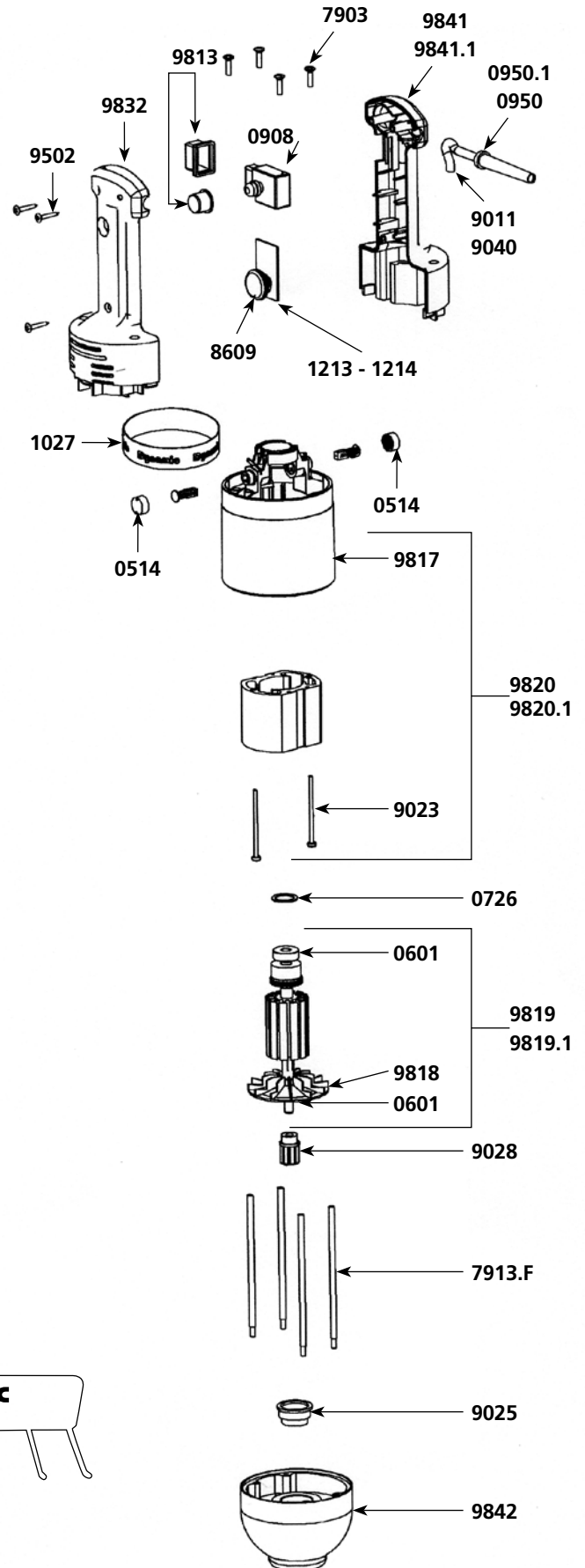
Parts list

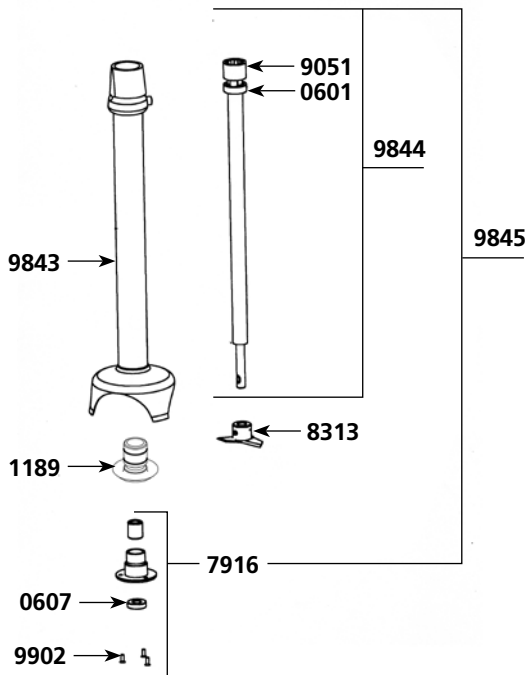
Code List \$ Price

Code	List \$	Price
Motor brushes (2)	0514	20.67
Motor Brushes (2) after serial # 130803	0523	20.67
Ball bearing	0601	20.66
Waterproof seal	0607	26.90
Squeezing washer	0726	2.91
Wall bracket	089959	32.54
Non-locking switch	0908	44.09
Strain relief 230 V	0950	3.61
Strain relief 115V	0950.1	3.61
Capacitor	0972.1	23.37
Warning label	1017	7.25
Dynamic label	1027	18.00
Label w/ serial number 230 V	1063	7.55
Label w/ serial number 115 V	1064	7.55
Lower bearing assembly support	1189	30.86
Speed variator (option) (230V)	1213	143.06
Speed variator (option) (115V)	1214	124.30
Spacer screws (4)	7903	6.71
Spacer rods (4)	7913.F	23.28
Lower ball bearing assembly	7916	50.03
Shaft	8309	108.19
Cutter blade w/screw	8313	54.65
Power cord 230 V	9011	32.03
Stator screws (2)	9023	5.44
Ball bearing sleeve	9025	6.30
Power cord 115 V	9040	40.08
Handle screws (3)	9502	0.91
Complete handle 230 V	9810	96.59
Complete handle 115 V	9810.1	96.59
Lower half handle w/ label 230 V	9811	42.05
Lower half handle w/ label 115 V	9811.1	42.05
Upper half handle	9812	37.77
Switch protector (2)	9813	12.46
Motor & shaft housing + palier + bearing	9816	220.50
Upper motor casing (w/carbon brushes holders)	9817	64.38
Fan	9818	14.83
Rotor 230 V	9819	348.32
Rotor 115 V	9819.1	348.32
Stator 230 V (w/carter. carbon brushes holders)	9820	348.32
Stator 115 V (w/carter. carbon brushes holders)	9820.1	348.32
Complete foot assembly	9821	423.99
Shaft. lower ball bearing & cutter assembly	9836	182.67
Lower bearing screws (3)	9902	1.81

MOTOR BLOCK PMDH / PMF 250

Parts list	Code	List \$ Price
Motor brushes (2)	0514	20.67
Ball bearing	0601	20.66
Squeezing washer	0726	2.91
Wall bracket	0880	108.54
Non-locking switch	0908	44.09
Capacitor	0909	18.68
Strain relief 230 V	0950	3.61
Strain relief 115V	0950.1	3.61
Warning label	1017	7.25
Dynamic label	1027	18.00
Label w/ serial number 230 V	1071	7.55
Label w/ serial number 115 V	1072	7.55
Variable speed control board 230 V	1213	143.06
Variable speed control board 115 V	1214	124.30
Spacer screws (4)	7903	6.71
Spacer rods (4)	7913.F	23.28
Variable speed control knob	8609	20.12
Power cord 230 V	9011	32.03
Stator screws (2)	9023	5.44
Self-lubricating ring	9025	6.30
Coupler for armature	9028	13.72
Power cord 115 V	9040	40.08
Handle screws (3)	9502	0.91
Switch protector	9813	12.46
Upper motor casing	9817	64.38
Fan	9818	14.83
Rotor w/o coupling 230 V	9819	348.32
Rotor w/o coupling 115 V	9819.1	348.32
Stator 230 V w/carter. carbon brushes holders	9820	348.32
Stator 115 V w/carter. carbon brushes holders	9820.1	348.32
Upper half handle	9832	37.77
Complete handle 230 V	9840	182.67
Complete handle 115 V	9840.1	182.67
Lower half handle w/ label 230 V	9841	42.05
Lower half handle w/ label 115 V	9841.1	42.05
Aluminium carter	9842	193.67
BM 250 Motor block (see machine catalog)	AC005	1200.00



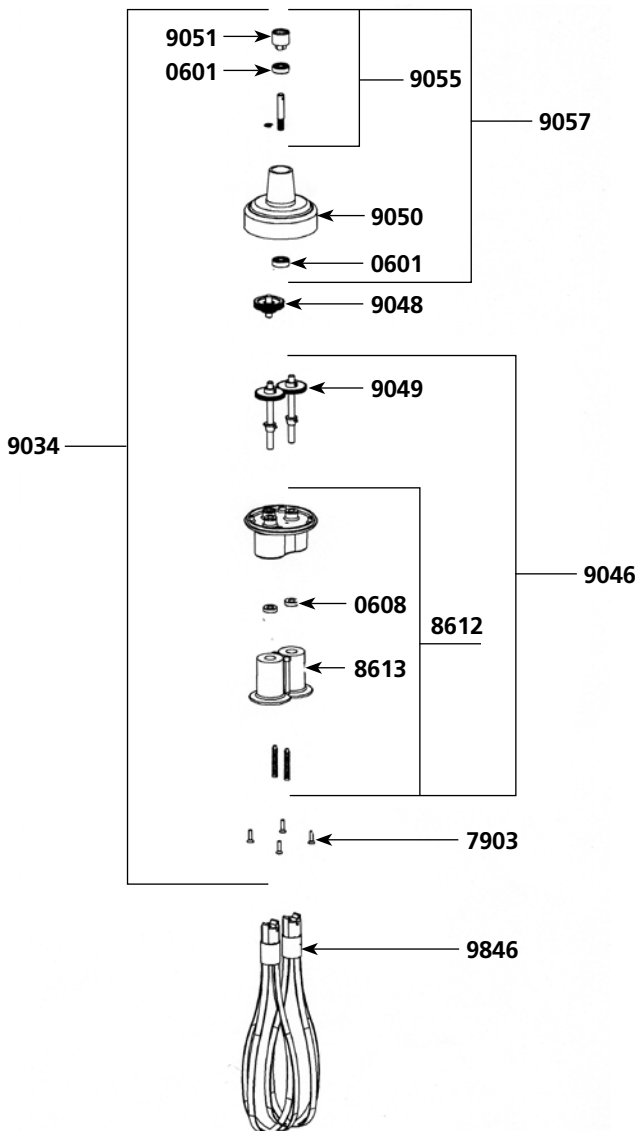


PMF - PMDH 250 foot

Parts list

Code List \$ Price

	Code	List \$ Price
Ball bearing	0601	20.66
Waterproof seal	0607	26.90
Lower bearing assembly support	1189	30.86
Lower ball bearing assembly	7916	50.03
Cutter blade (w/screw)	8313	54.65
Coupling casing + pins	9051	21.81
Tube assembly + palier + bearing	9843	282.87
Shaft & coupling sleeve	9844	182.67
Shaft. lower bearing & cutter assembly	9845	233.88
Lower bearing screws (3)	9902	1.81
M 250 Complete Mixer tool (see machine catalog)	AC006	615.00



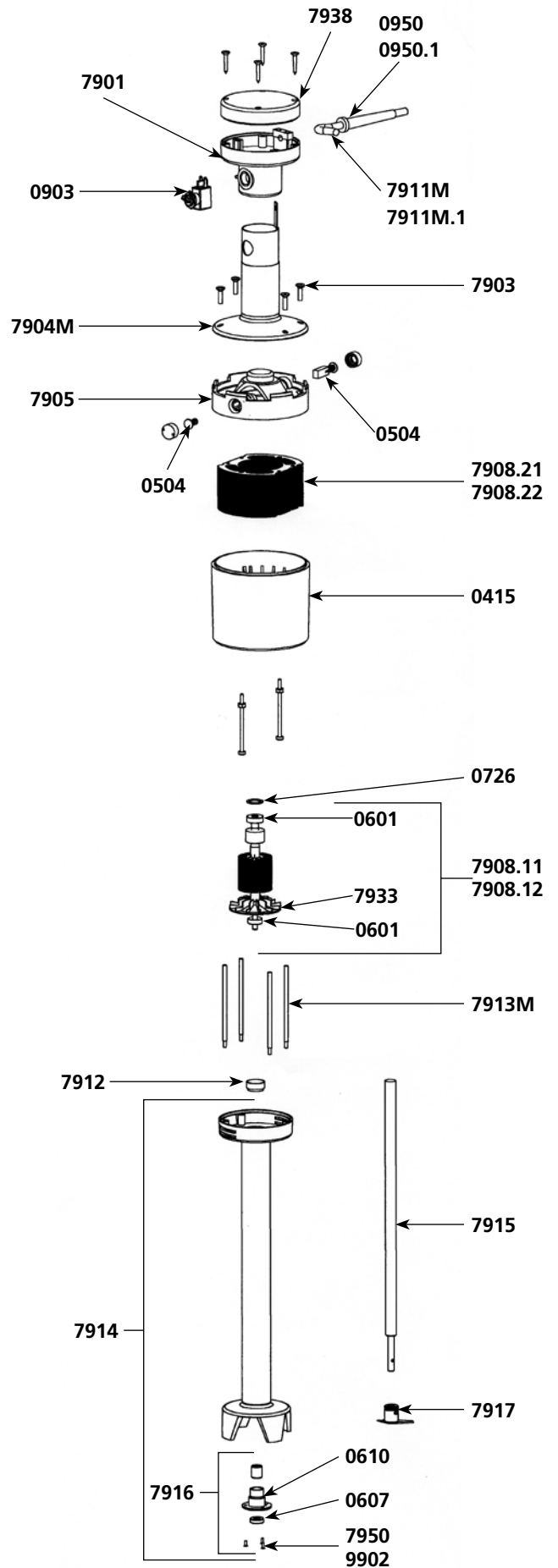
PMF 250 whisk tools

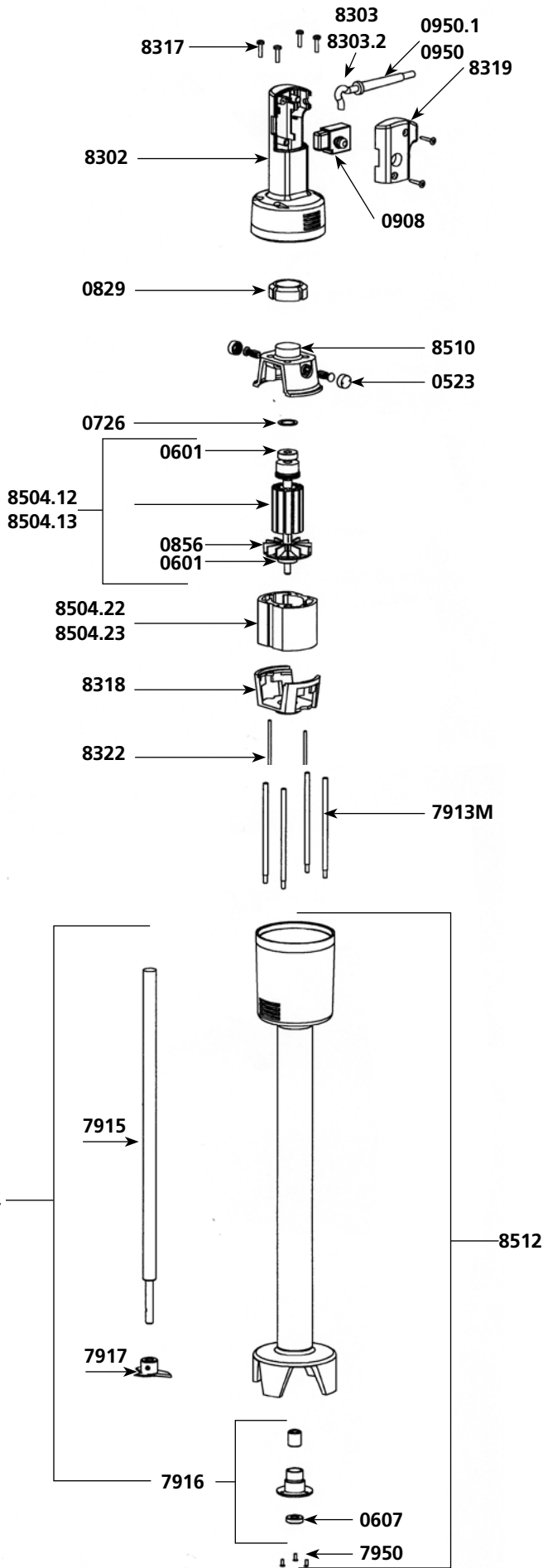
Parts list

Code List \$ Price

	Code	List \$ Price
Ball bearing	0601	20.66
Waterproof seal for whisk	0608	27.67
Pin 3 X 20	0744	3.21
Pin 3 X 14	0745	2.91
Spacer screws (4)	7903	6.71
Holder + plastic ejector + seal	8612	94.11
Plastic ejectors (pair)	8613	40.18
Reduction gear assembly	9034	425.95
Lower casing w/o middle gear	9046	353.15
Central double gear & shaft	9048	149.86
Single gear (2) + pin	9049	121.82
Upper plastic casing	9050	124.30
Coupling casing + pin	9051	21.81
Equipped upper shaft	9055	103.52
Complete upper casing	9057	161.54
Whisks (2)	9846	204.74
F 250 Complete Whisk tool (see machine catalog)	AC007	760.00

Parts list	Code	List \$ Price
Sleeve	0415	48.84
Motor brushes (2)	0504	20.67
Ball bearing	0601	20.66
Waterproof seal	0607	26.90
O. ring	0610	2.96
Squeezing washer	0726	2.91
Rocking switch	0903	25.33
Strain relief 230 V	0950	3.61
Strain relief 115 V	0950.1	3.61
Complete handle	7901	65.78
Spacer screws (4)	7903	6.71
ID plate 230 V	7904M	70.92
ID plate 115 V	7904M.1	70.92
Motor housing w/carbon brush holder	7905	61.61
Motor 230 V	7908	550.21
Motor 115 V	7908.1	550.21
Rotor with fan 115 V	7908.11	375.44
Rotor with fan 230 V	7908.12	328.93
Stator 115 V	7908.21	346.68
Stator 230 V	7908.22	346.68
Power cord 230 V	7911M	43.05
Power cord 115 V	7911M.1	51.22
Ball bearing sleeve	7912	5.44
Brace (4)	7913M	23.73
Foot assembly w/ lower bearing assembly	7914	450.22
Shaft & coupling sleeve	7915	110.35
Lower bearing assembly	7916	50.03
Cutter blade w/screw	7917	54.65
Capacitor	7931	18.31
Fan	7933	13.14
Shaft. lower bearing & cutter assembly	7934	190.05
Handle top w/screw	7938	26.78
Lower bearing screws (3)	7950	1.81
Lower bearing all stainless screws (3)	9902	1.81



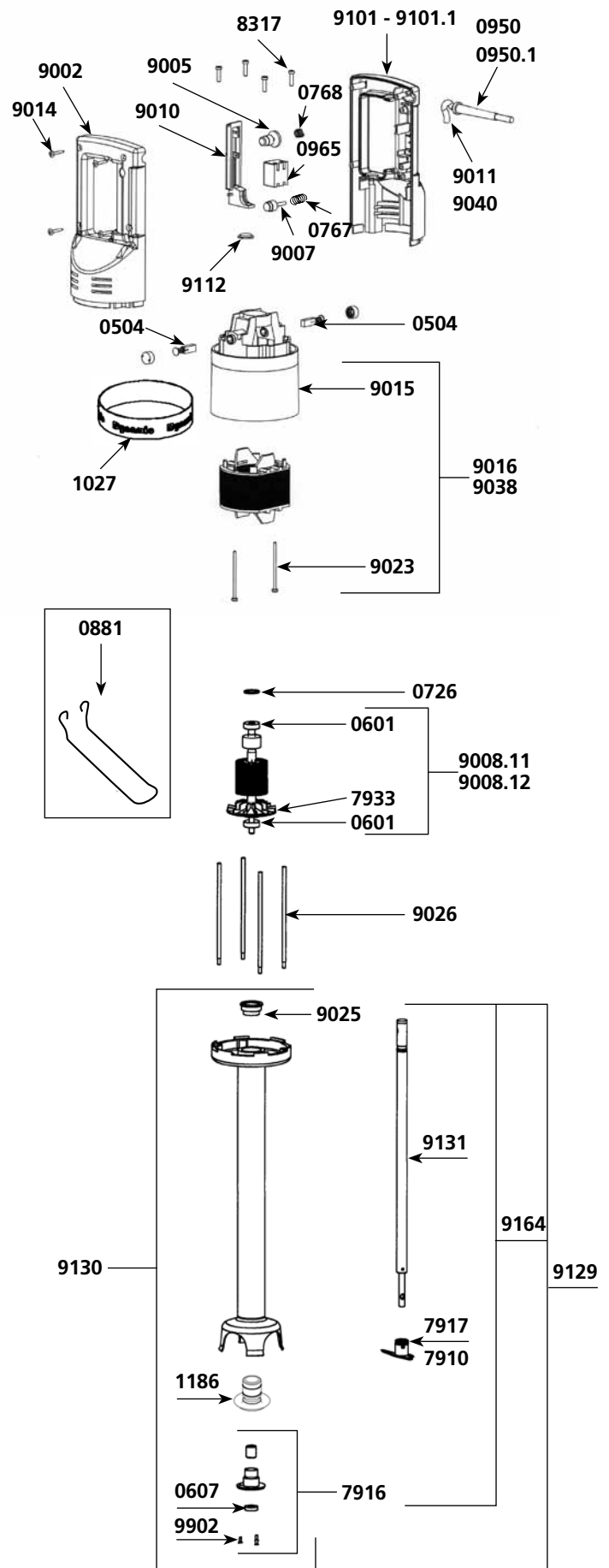


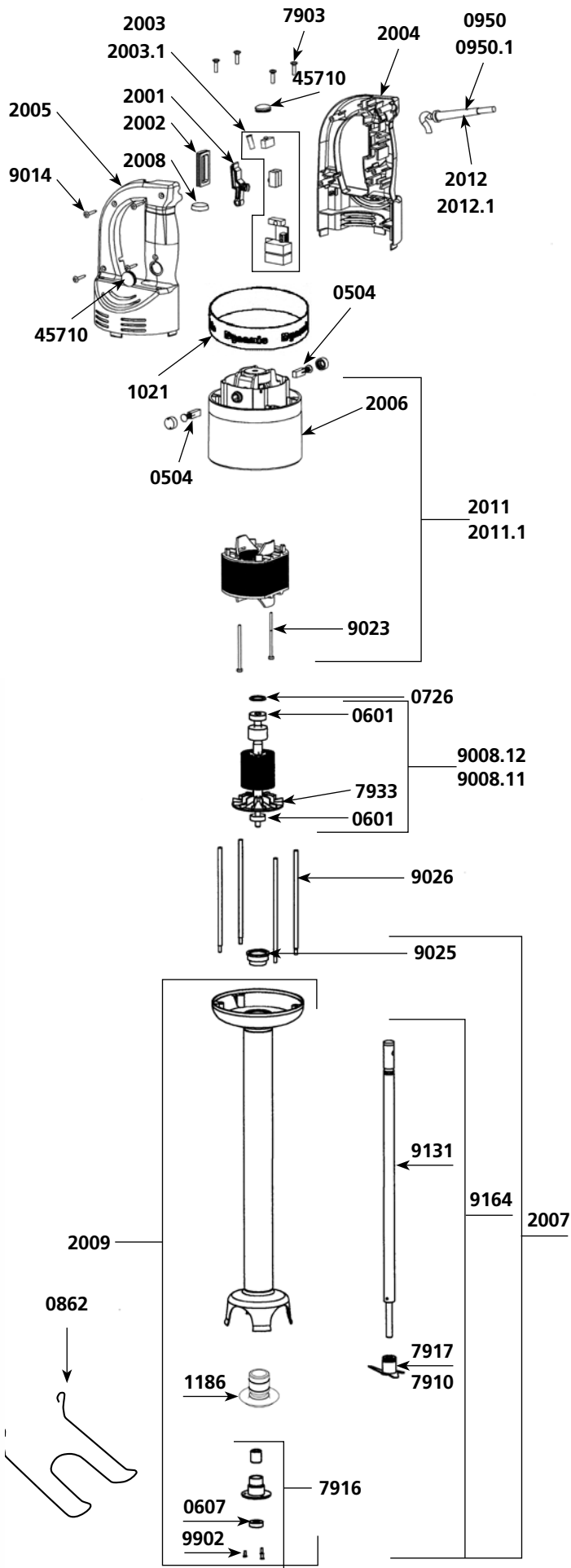
Parts list

Code List \$ Price

Part Name	Code	List \$	Price
Motor brushes (2)	0523	20.67	
Ball bearing	0601	20.66	
Waterproof seal	0607	26.90	
O. ring	0610	2.96	
Squeezing washer	0726	2.91	
Motor self-lubricating ring	0829	31.90	
Fan	0856	8.59	
Hook	0860	11.51	
Non-locking switch	0908	44.09	
Capacitor	0909	18.68	
Strain relief 230 V	0950	3.61	
Strain relief 115 V	0950.1	3.61	
Brace (4)	7913M	23.73	
Shaft	7915	110.35	
Lower bearing assembly	7916	50.03	
Cutter blade w/screw	7917	54.65	
Shaft, lower bearing & cutter assembly	7934	190.05	
Lower bearing screws (3)	7950	1.81	
Complete handle 230 V	8301	111.81	
Complete handle 115 V	8301.1	111.81	
Handle only w/screws	8302	61.14	
Power cord 230 V	8303	43.91	
Power cord 115 V	8303.2	59.56	
Spacer screws (4)	8317	6.82	
Lower motor casing	8318	19.43	
Cover for handle	8319	14.52	
Ground wire	8321	8.15	
Screws w/ ground washer	8322	1.26	
Motor 230 V	8504	615.08	
Motor 115 V	8504.1	615.08	
Rotor 230 V	8504.12	335.50	
Rotor 115 V	8504.13	335.50	
Stator 230 V	8504.22	353.60	
Stator 115 V	8504.23	353.60	
Upper motor casing (w/carbon brushes holder)	8510	75.48	
Foot assembly w/ lower ball bearing assembly	8512	459.22	

Parts list	Code	List \$ Price
Motor brushes (2)	0504	20.67
Ball bearing	0601	20.66
Waterproof seal	0607	26.90
Squeezing washer	0726	2.91
Lock button return spring	0767	6.11
Safety button return spring	0768	5.71
Wall bracket	0881	12.07
Long wall bracket	0881.L	12.07
Strain relief 230 V	0950	3.61
Strain relief 115 V	0950.1	3.61
Switch (230 V / 115 V)	0965	54.80
Capacitor (115V)	0972	20.42
Capacitor + filter (230V)	0972.1	23.37
Warning label	1017	7.25
Dynamic label	1027	18.00
Label w/ serial number 230 V	1028	7.55
Label w/ serial number 115 V	1029	7.55
Bering holder + seal	1186	30.86
Emulsifying blade	7910	75.39
Lower bearing assembly	7916	50.03
Cutter blade	7917	54.65
Fan	7933	13.14
Lower bearing screws (3)	7950	1.81
Spacer screws (4)	8317	6.82
Upper half handle (button side)	9002	80.74
Safety switch	9005	4.36
Locking switch	9007	4.21
Rotor 115 V	9008.11	328.93
Rotor 230 V	9008.12	328.93
Plug	9009	4.36
Control lever	9010	18.97
Power cord 230 V	9011	32.03
Handle screws (4)	9014	0.96
Motor housing brush holder	9015	108.16
Stator 230 V	9016	292.39
Motor field screws (2)	9023	5.44
Ball bearing sleeve	9025	6.30
Spacer rods (4)	9026	23.28
Stator 115 V	9038	292.39
Power cord 115 V	9040	40.08
Motor brush wires 230 V	9043	13.72
Complete handle w/ power cord 230 V	9100	233.40
Complete handle w/ power cord 115 V	9100.1	233.40
Half handle. label side (230V)	9101	82.80
Half handle. label side (115V)	9101.1	82.80
Speed control plug	9112	2.96
Complete foot assembly	9129	561.07
Foot assembly w/ bearing assembly	9130	399.28
Fitted shaft	9131	108.19
Carbon brush wires 115 V	9143	13.72
Shaft. lower bearing & cutter assembly	9164	191.40
Lower bearing screws (3)	9902	1.81



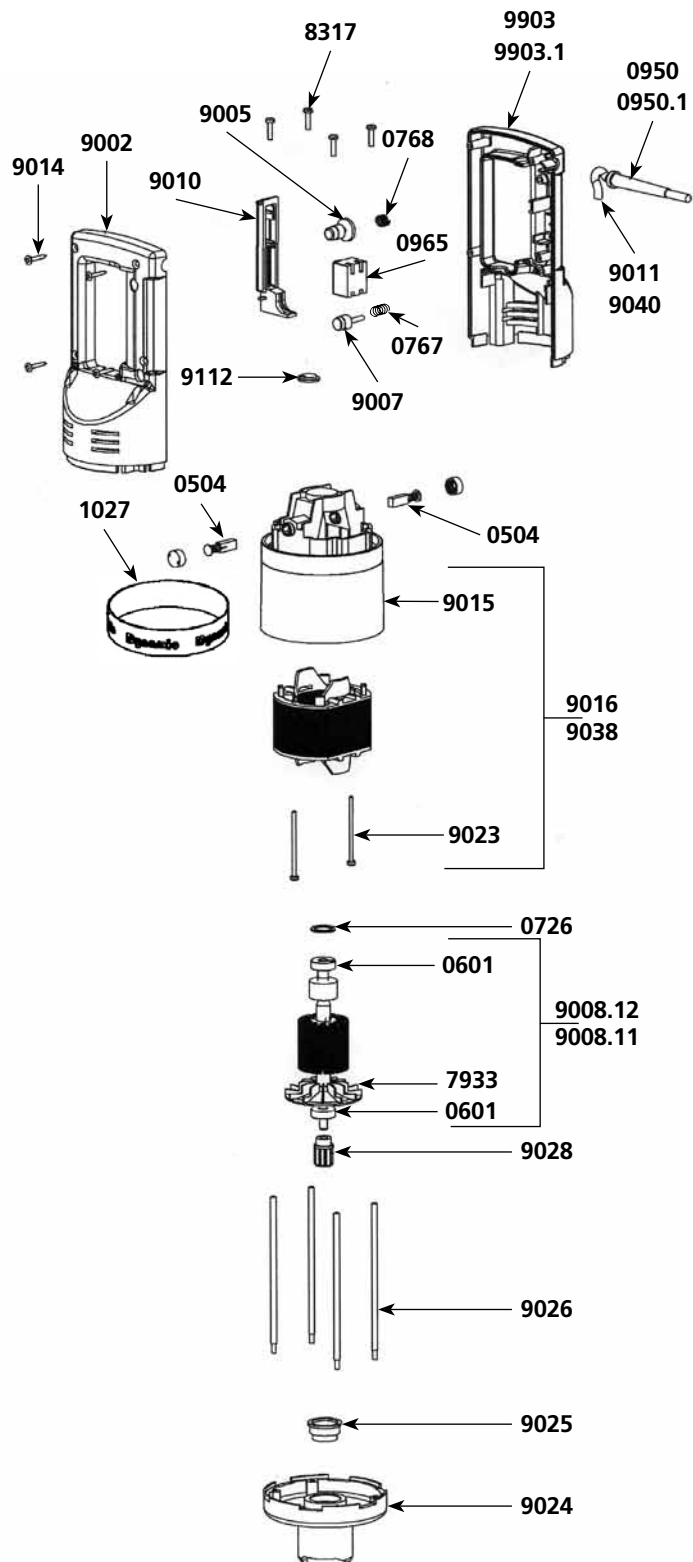


Parts list	Code	List \$ Price
Motor brushes (2)	0504	20.67
Ball bearing	0601	20.66
Waterproof seal	0607	26.90
Squeezing washer	0726	2.91
Safety button return spring	0768	5.71
Wall bracket	0862	30.21
Strain relief 230 V	0950	3.61
Strain relief 115 V	0950.1	3.61
Filter	0999.20	23.37
Warning label	1017	7.25
Dynamic label	1021	18.00
Label w/ serial number 230 V	1067	7.43
Label w/ serial number 115 V	1068	7.43
Lower bearing assembly support	1186	30.86
Micro switch	1237	16.11
Power on indicator light 230 V	1241	8.81
Power on indicator light 115 V	1241.1	8.81
Control lever	2001	14.98
Safety control lever	2002	8.89
Circuit board 230 V (4 switches + capacitor)	2003	181.30
Circuit board 115 V (4 switches + capacitor)	2003.1	181.30
Upper half handle (no button)	2004	77.50
Lower half handle (button side)	2005	77.50
Motor housing brush holder	2006	108.19
Complete foot assembly	2007	555.52
Speed control plug	2008	2.96
Foot assembly w/ bearing assembly	2009	387.37
Complete handle w/ power cord 230 V	2010	380.81
Complete handle w/ power cord 115 V	2010.1	380.81
Stator 230 V	2011	298.25
Stator 115 V	2011.1	298.25
Power cord 230 V > 2002	2012	42.12
Power cord 115 V > 2002	2012.1	42.12
Spacer screws (4)	7903	6.71
Emulsifying blade	7910	75.39
Lower bearing assembly	7916	50.03
Cutter blade w/screw	7917	54.65
Fan	7933	13.14
Rotor 115 V	9008.11	328.93
Rotor 230 V	9008.12	328.93
Power cord 230 V < 2002	9011	32.03
Handle screws (4)	9014	0.96
Motor field screws (2)	9023	5.44
Ball bearing sleeve	9025	6.30
Spacers rods (4)	9026	23.28
Power cord 115 V < 2002	9040	40.08
Carbon brush wires 230 V	9043	13.72
Fitted shaft	9131	108.19
Carbon brush wires 115 V	9143	13.72
Shaft. lower bearing & cutter assembly	9164	191.40
Lower bearing screws (3)	9902	1.81
Rubber button cap	45710	4.48

Motor

Parts list	Code	List \$ Price
Motor brushes (2)	0504	20.67
Ball bearing	0601	20.66
Squeezing washer	0726	2.91
Lock button return spring	0767	6.11
Safety button return spring	0768	5.71
Strain relief 230 V	0950	3.61
Strain relief 115 V	0950.1	3.61
Switch	0965	54.80
Capacitor	0972	20.42
Capacitor + filter	0972.1	23.37
Warning label	1017	7.25
Dynamic label	1027	18.00
ID label 230 V	1054	7.55
ID label 115 V	1055	13.14
Fan	7933	13.14
Spacer screws (4)	8317	6.82
Half handle (button side)	9002	80.74
Rubber button cap	9005	4.36
Lock button	9007	4.21
Rotor 115 V	9008.11	328.93
Rotor 230 V	9008.12	328.93
Plug	9009	4.36
Control lever	9010	18.97
Power cord 230 V	9011	32.03
Handle screws (4)	9014	0.96
Motor housing brush holder	9015	108.16
Stator 230 V	9016	292.39
Motor field screws (2)	9023	5.44
Lower aluminum housing	9024	194.98
Ball bearing sleeve	9025	6.30
Spacer rods (4)	9026	23.28
Coupler for armature	9028	13.72
Stator 115 V	9038	292.39
Power cord 115 V	9040	40.08
Ground wire 230 V	9043	13.72
Speed control plug	9112	2.96
Ground wire 115 V	9143	13.72
Complete handle 230 V	9900	233.40
Complete handle 115 V	9900.1	233.40
230 V Half handle (label side)	9903	82.80
115 V Half handle (label side)	9903.1	94.38

FOR FOOT ATTACHMENT, REFERENCE PAGE 34

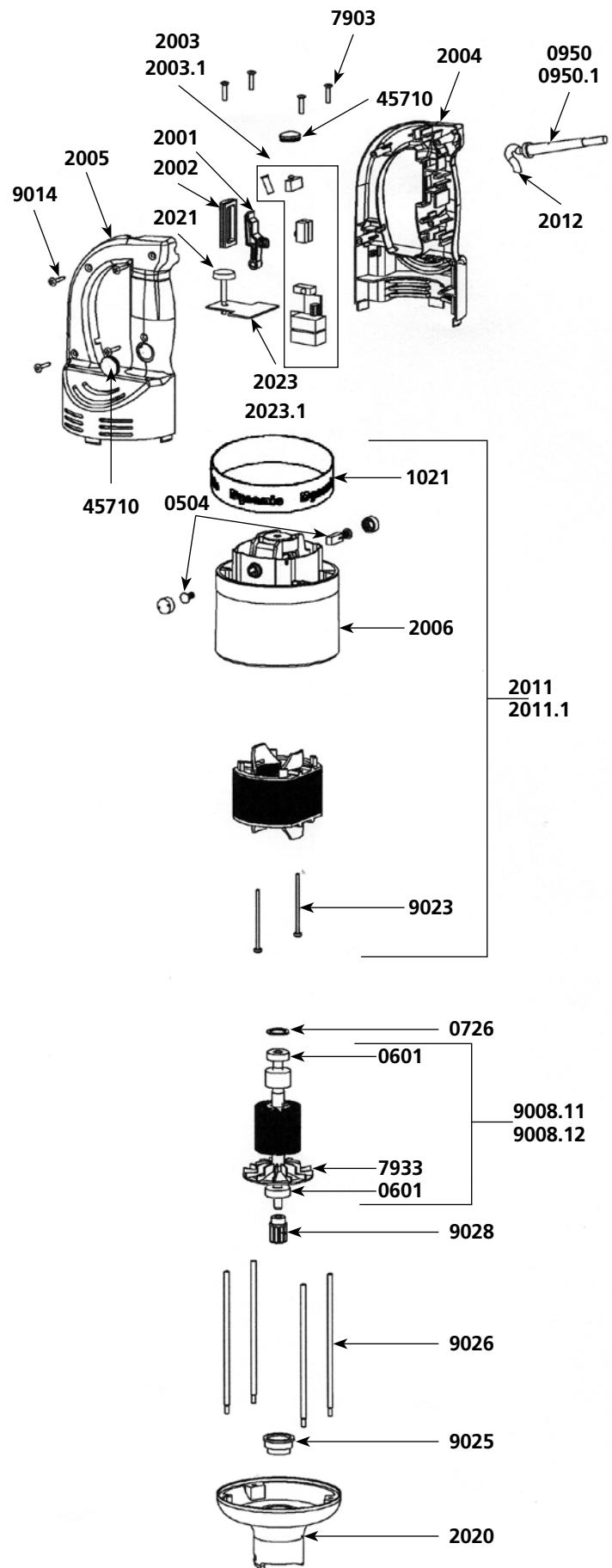


Motor

Parts list Code List \$ Price

Parts list	Code	List \$	Price
Motor brushes (2)	0504	20.67	
Ball bearing	0601	20.66	
Squeezing washer	0726	2.91	
Safety button return spring	0768	5.71	
Strain relief 230 V	0950	3.61	
Strain relief 115 V	0950.1	3.61	
C.E.M. Filter	0999.20	23.37	
Warning label	1017	7.25	
Dynamic label	1021	18.00	
ID label 230 V	1075	7.43	
ID label 115 V	1076	7.43	
Micro switch	1237	16.11	
Power on indicator light 230 V	1241	8.81	
Power on indicator light 115 V	1241.1	8.81	
Control lever	2001	14.98	
Control lever protector	2002	8.89	
Circuit board 230 V (4 switches + capacitor)	2003	181.30	
Circuit board 115 V (4 switches + capacitor)	2003.1	181.30	
Half handle (no button)	2004	77.50	
Half handle (button side)	2005	77.50	
Motor housing brush holder	2006	108.19	
Speed control plug	2008	2.96	
Complete handle 230 V	2010	380.81	
Complete handle 115 V	2010.1	380.81	
Stator 230 V (0504 not included)	2011	298.25	
Stator 115 V (0504 not included)	2011.1	298.25	
Power cord 230 V > 2002	2012	42.12	
Power cord 115 V > 2002	2012.1	42.12	
Lower aluminum housing	2020	198.84	
Speed variator knob	2021	5.87	
Complete handle 230 V with variator (from N°040132)	2022	380.81	
Complete handle 115 V with variator (from N°040132)	2022.1	380.81	
Speed variator 230 V	2023	142.93	
Speed Variator 115 V	2023.1	142.93	
Spacer screws (4)	7903	6.71	
Fan	7933	13.14	
Rotor 115 V	9008.11	328.93	
Rotor 230 V	9008.12	328.93	
Power cord 230 V < 2002	9011	32.03	
Handle screws (4)	9014	0.96	
Motor field screws (2)	9023	5.44	
Motor ball bearing sleeve	9025	6.30	
Spacer rods (4)	9026	23.28	
Coupler for armature	9028	13.72	
Power cord 115 V < 2002	9040	40.08	
Carbons brush wires 230 V	9043	13.72	
Power cord (Australian) < 2002	9066	80.42	
Carbons brush wires 115 V	9143	13.72	
Rubber button cap	45710	4.48	

FOR FOOT ATTACHMENT, REFERENCE PAGE 34



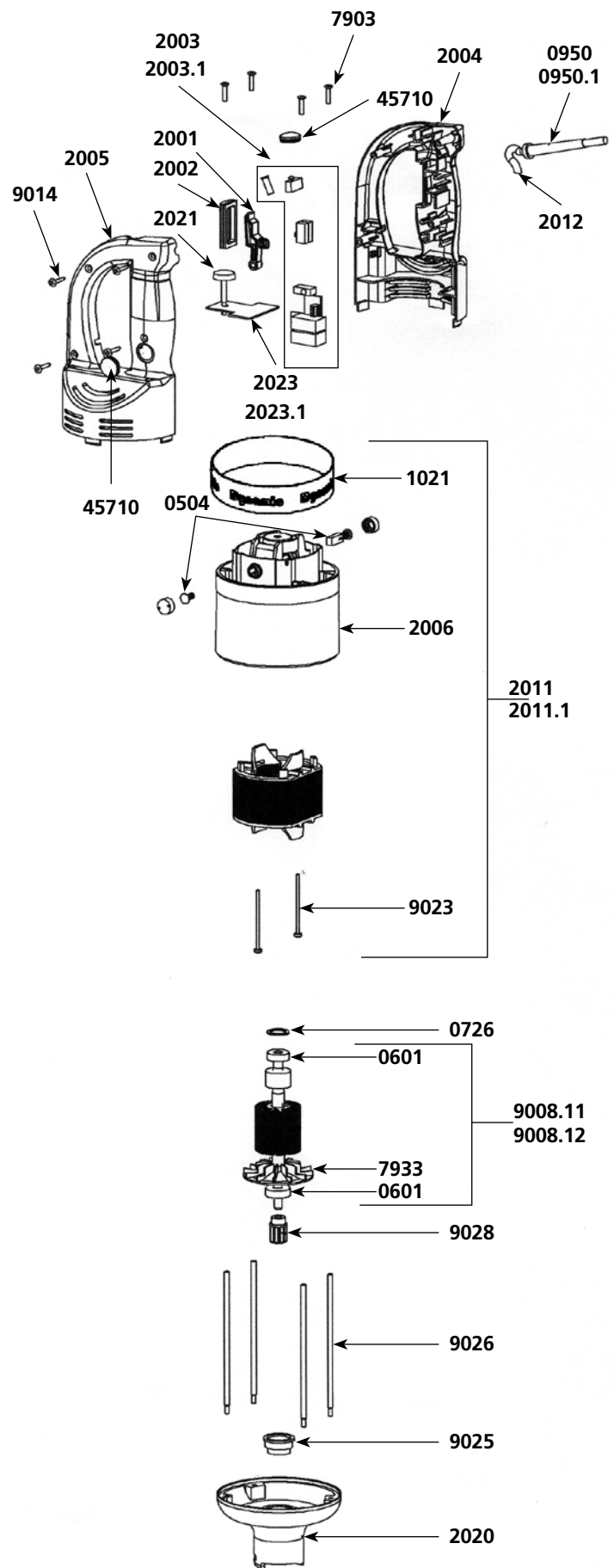
Motor

Parts list

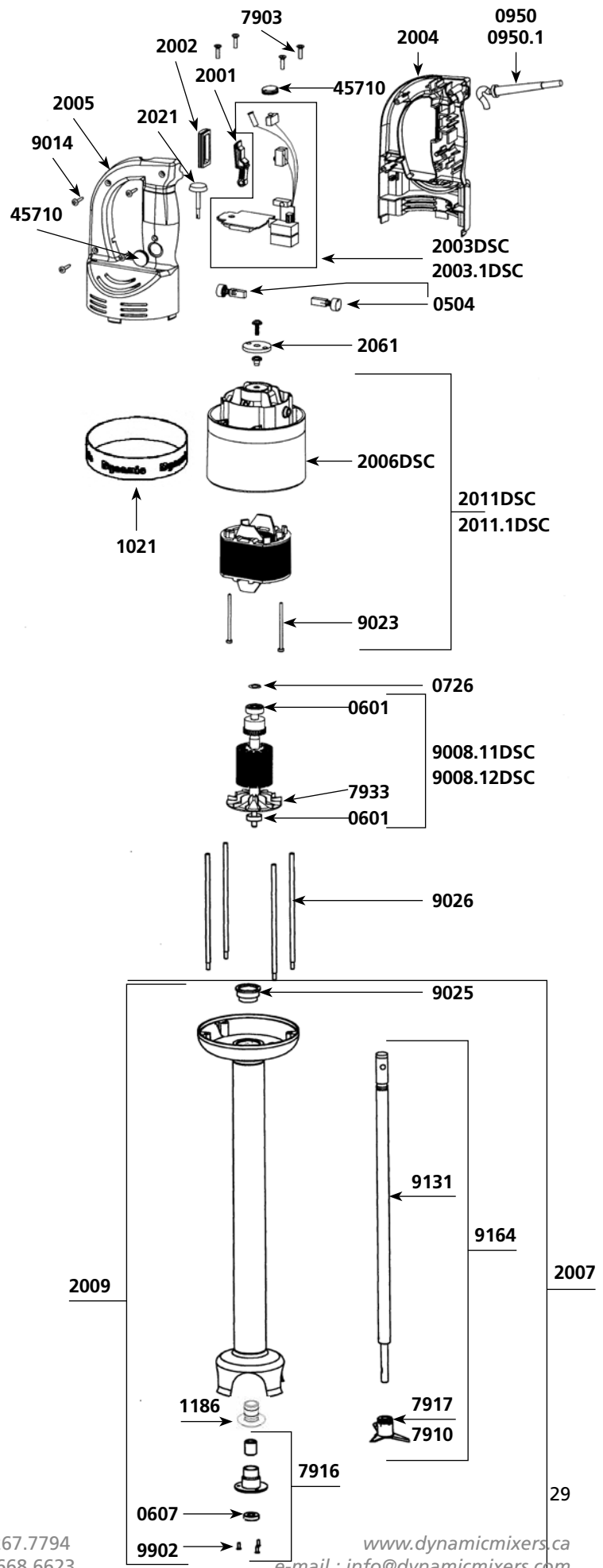
Code List \$ Price

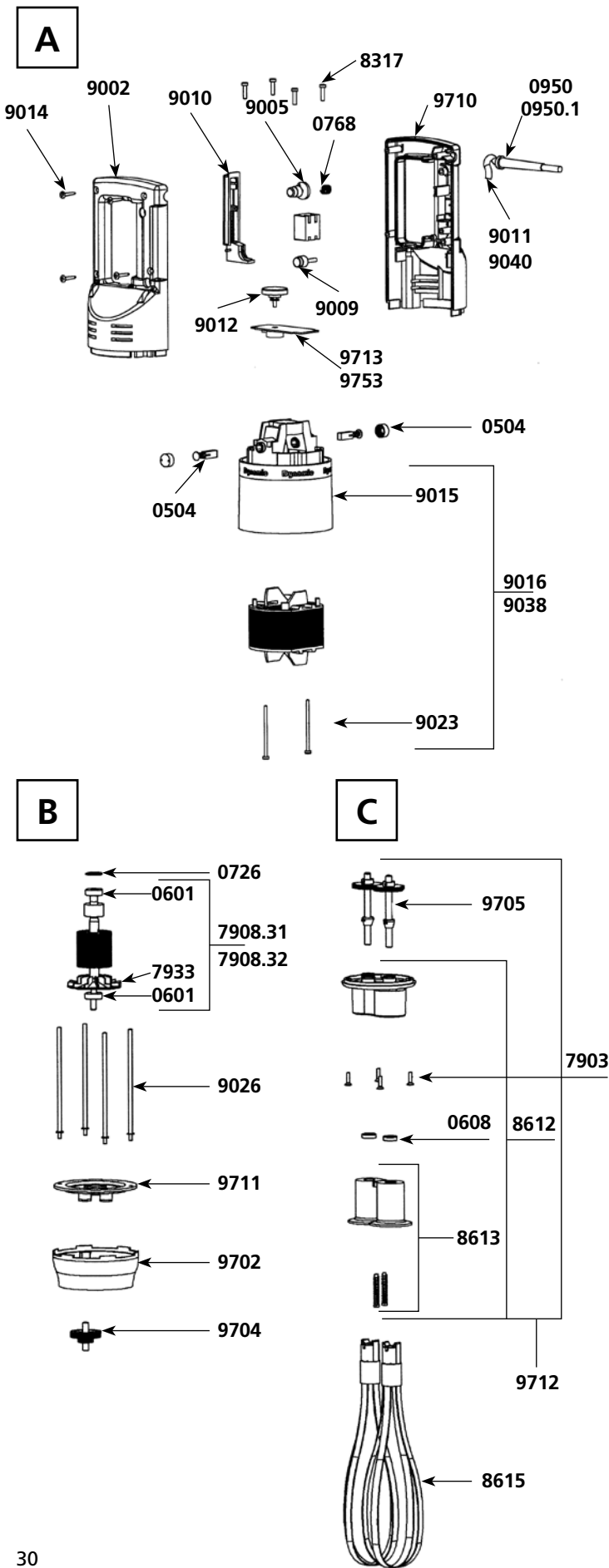
Parts list	Code	List \$ Price
Motor brushes (2)	0504	20.67
Ball bearing	0601	20.66
Squeezing washer	0726	2.91
Safety button return spring	0768	5.71
Strain relief 230 V	0950	3.61
Strain relief 115 V	0950.1	3.61
C.E.M. Filter	0999.20	23.37
Warning label	1017	7.25
Dynamic label	1021	18.00
ID label 230 V	1075	7.43
ID label 115 V	1076	7.43
Micro switch	1237	16.11
Power on indicator light 230 V	1241	8.81
Power on indicator light 115 V	1241.1	8.81
Control lever	2001	14.98
Control lever protector	2002	8.89
Circuit board 230 V (4 switches + capacitor)	2003	181.30
Circuit board 115 V (4 switches + capacitor)	2003.1	181.30
Half handle (no button)	2004	77.50
Half handle (button side)	2005	77.50
Motor housing brush holder	2006	108.19
Speed control plug	2008	2.96
Complete handle 230 V	2010	380.81
Complete handle 115 V	2010.1	380.81
Stator 230 V (0504 not included)	2011	298.25
Stator 115 V (0504 not included)	2011.1	298.25
Power cord 230 V > 2002	2012	42.12
Power cord 115 V > 2002	2012.1	42.12
Lower aluminum housing	2020	198.84
Speed variator knob	2021	5.87
Complete handle 230 V with variator (from N°040132)	2022	380.81
Complete handle 115 V with variator (from N°040132)	2022.1	380.81
Speed variator 230 V	2023	142.93
Speed Variator 115 V	2023.1	142.93
Spacer screws (4)	7903	6.71
Fan	7933	13.14
Rotor 115 V	9008.11	328.93
Rotor 230 V	9008.12	328.93
Power cord 230 V < 2002	9011	32.03
Handle screws (4)	9014	0.96
Motor field screws (2)	9023	5.44
Motor ball bearing sleeve	9025	6.30
Spacer rods (4)	9026	23.28
Coupler for armature	9028	13.72
Power cord 115 V < 2002	9040	40.08
Carbons brush wires 230 V	9043	13.72
Power cord (Australian) < 2002	9066	80.42
Carbons brush wires 115 V	9143	13.72
Rubber button cap	45710	4.48

FOR FOOT ATTACHMENT, REFERENCE PAGE 34



Parts list	Code	List \$ Price
Motor brushes (2)	0504	20.67
Ball bearing	0601	20.66
Waterproof seal	0607	26.90
Squeezing washer	0726	2.91
Wall bracket	0862	30.21
Strain relief 230 V	0950	3.61
Strain relief 115 V	0950.1	3.61
Warning label	1017	7.25
Dynamic label	1021	18.00
ID label 115 V	1097	7.43
ID label 230 V	1099.15	7.43
Bearing holder + seal	1186	30.86
Control lever	2001	14.98
Safety control lever	2002	8.89
230 V electronic circuit board	2003DSC	373.59
115 V electronic circuit board	2003.1DSC	373.59
Half handle (no button)	2004	77.50
Half handle (button side)	2005	77.50
Motor housing brush holder	2006DSC	108.19
Complete foot assembly	2007	555.52
Foot assembly	2009	387.37
Stator 230 V	2011DSC	298.25
Stator 115 V	2011.1DSC	298.25
Power cord 230 V	2012	42.12
Power cord 115 V	2012.1	42.12
Variable speed control button	2021	5.87
Complete handle 230 V	2060	329.06
Complete handle 115 V	2060.1	329.06
Sensoring washer (washers. magnets. screws. small brace)	2061	25.33
Spacer screws (4)	7903	6.71
Emulsifying blade	7910	75.39
Lower bearing assembly	7916	50.03
Spacer cutter blade	7917	54.65
Fan	7933	13.14
Rotor 115 V	9008.11DSC	328.93
Rotor 230 V	9008.12DSC	328.93
Handle screws (4)	9014	0.96
Motor field screws (2)	9023	5.44
Motor ball bearing sleeve	9025	6.30
Spacer rods (4)	9026	23.28
Carbon brush wires (2) (230 V)	9043	13.72
Fitted shaft	9131	108.19
Carbon brush wires (2) (115 V)	9143	13.72
Shaft. lower ball bearing & cutter assembly	9164	191.40
Lower bearing screws (3)	9902	1.81
Rubber button cap	45710	4.48



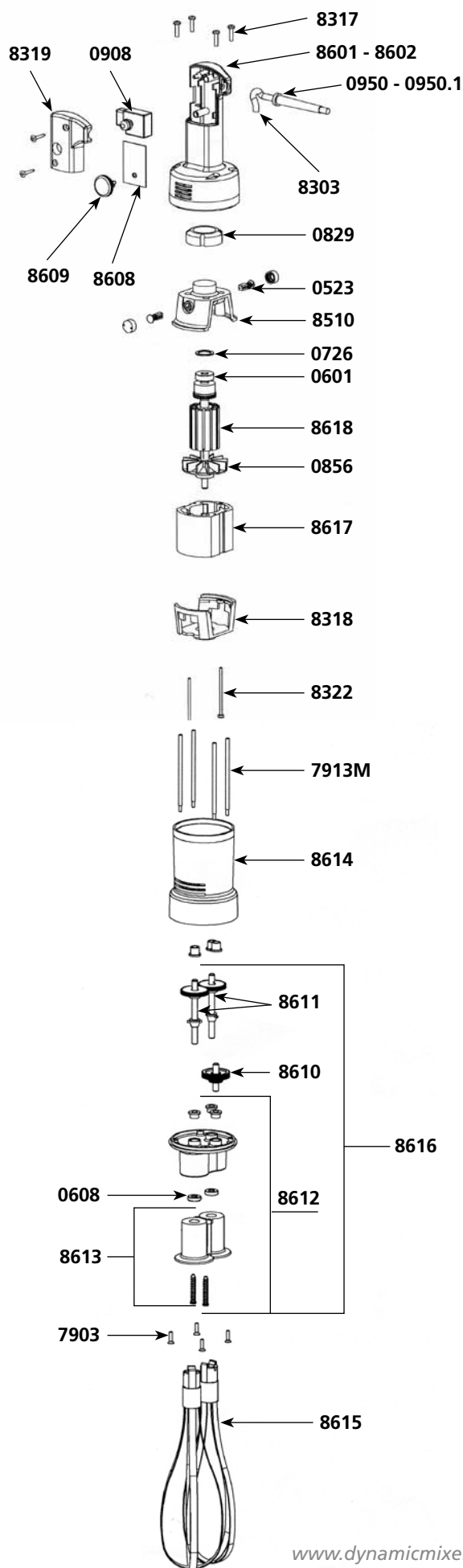


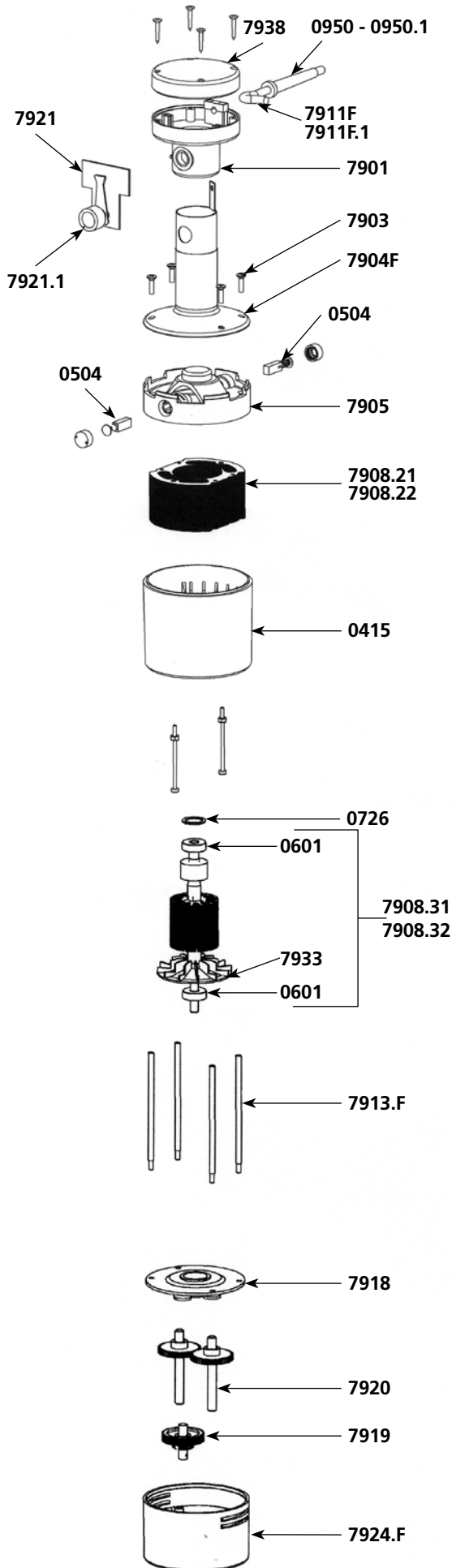
Parts list

Code List \$ Price

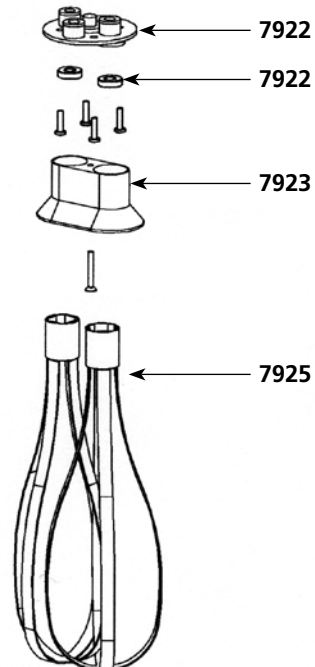
	Code	List \$	Price
Motor brushes (2)	0504		20.67
Ball bearing	0601		20.66
Waterproof seal	0608		27.67
Squeezing washer	0726		2.91
Pin 3 X 20	0744		3.21
Pin 3 X 14	0745		2.91
Safety button return spring	0768		5.71
Wall bracket	0881		12.07
Strain relief 230 V	0950		3.61
Strain relief 115 V	0950.1		3.61
Switch 230 V	0964		54.80
Switch 115 V	0965		54.80
Capacitor	0972		20.42
Capacitor + filter	0972.1		23.37
ID label 115 V	1019		7.55
ID label 230 V	1020		7.55
Dynamic label	1027		18.00
Spacer screws (4)	7903		6.71
Rotor 115 V	7908.31		328.93
Rotor 230 V	7908.32		328.93
Fan	7933		13.14
Spacer screws (4)	8317		6.82
Holder + plastic ejector + seal (7903 not included)	8612		94.11
Plastic ejector (pair)	8613		40.18
Whisk (pair)	8615		214.57
Half handle (button side)	9002		80.74
Rubber button cap	9005		4.36
Plug	9009		4.36
Control lever	9010		18.97
Power cord 230 V	9011		32.03
Variable speed control button	9012		5.87
Handle screws (4)	9014		0.96
Motor housing brush holder	9015		108.16
Stator 230 V	9016		292.39
Motor field screws (2)	9023		5.44
Spacer rods (4)	9026		23.28
Stator 115 V	9038		292.39
Power cord 115 V	9040		40.08
Carbon brush wires 2 (230 V)	9043		13.72
Carbon brushe wires 2 (115 V)	9143		13.72
Lower aluminum housing	9702		214.86
Middle gear & shaft	9704		146.90
Output gear & shaft + Pins	9705		136.33
Complete handle 230 V	9706		350.83
Complete handle 115 V	9706.1		350.83
Half handle label side 230 V	9710		82.80
Half handle label side 115 V	9710.1		82.80
Plate w/ 3 seals	9711		50.25
Holder without gear (7903 not included)	9712		353.15
Variable speed control board 230 V	9713		138.88
Variable speed control board 115 V	9753		138.88

Parts list	Code	List \$ Price
Motor brushes (2)	0523	20.67
Ball bearing	0601	20.66
Waterproof seal	0608	27.67
Squeezing washer	0726	2.91
Pin 3 X 20	0744	3.21
Pin 3 X 14	0745	2.91
Motor bushing	0829	31.90
Fan	0856	8.41
Hook	0860	11.51
Non-locking switch	0908	44.09
Capacitor	0909	18.68
Strain relief 230 V	0950	3.61
Strain relief 115 V	0950.1	3.61
Spacer screws (4)	7903	6.71
Brace	7913M	23.73
Power cord 230 V	8303	43.91
Power cord (UK)	8303.1	74.54
Spacer screws (4)	8317	6.82
Lower motor housing	8318	19.43
Top handle screws	8319	14.52
Ground wire	8321	8.15
Screws with ground washers (2)	8322	1.26
Motor housing brush holder	8510	149.79
Complete handle 230 V	8601	182.67
Handle only + cap + screws	8602	59.71
Equipped motor	8604	600.65
Variable speed control board 230 V	8608	143.06
Variator knob w/clips	8609	20.12
Middle gear & shaft	8610	149.79
Output gear & shaft	8611	84.88
Holder + 2 plastic ejectors + 2 seals + 3 rings	8612	94.11
Plastic ejector (pair)	8613	40.18
Lower aluminum housing	8614	251.06
Whisk only (pair)	8615	214.57
Complete axles. support. cones and pignons	8616	353.00
Stator 230 V	8617	328.78
Rotor 230 V	8618	347.85

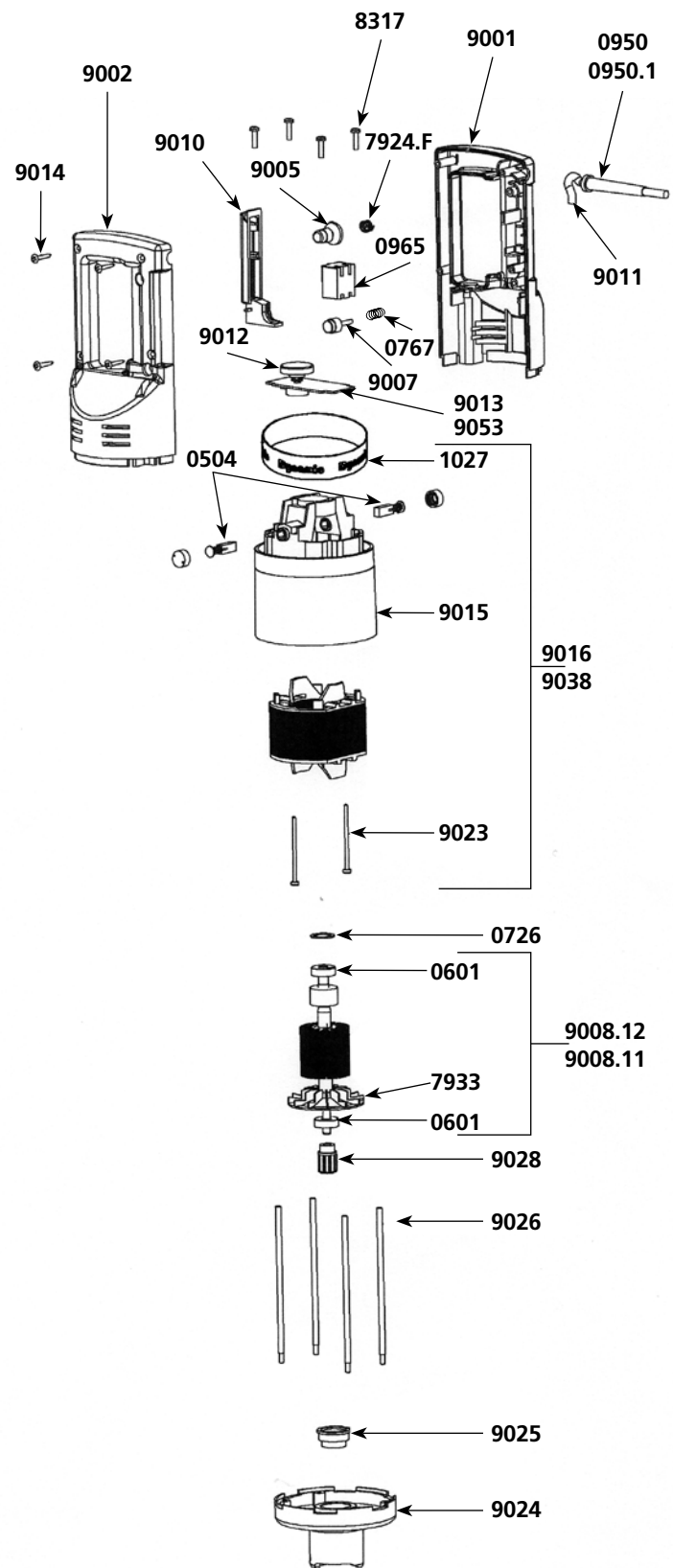


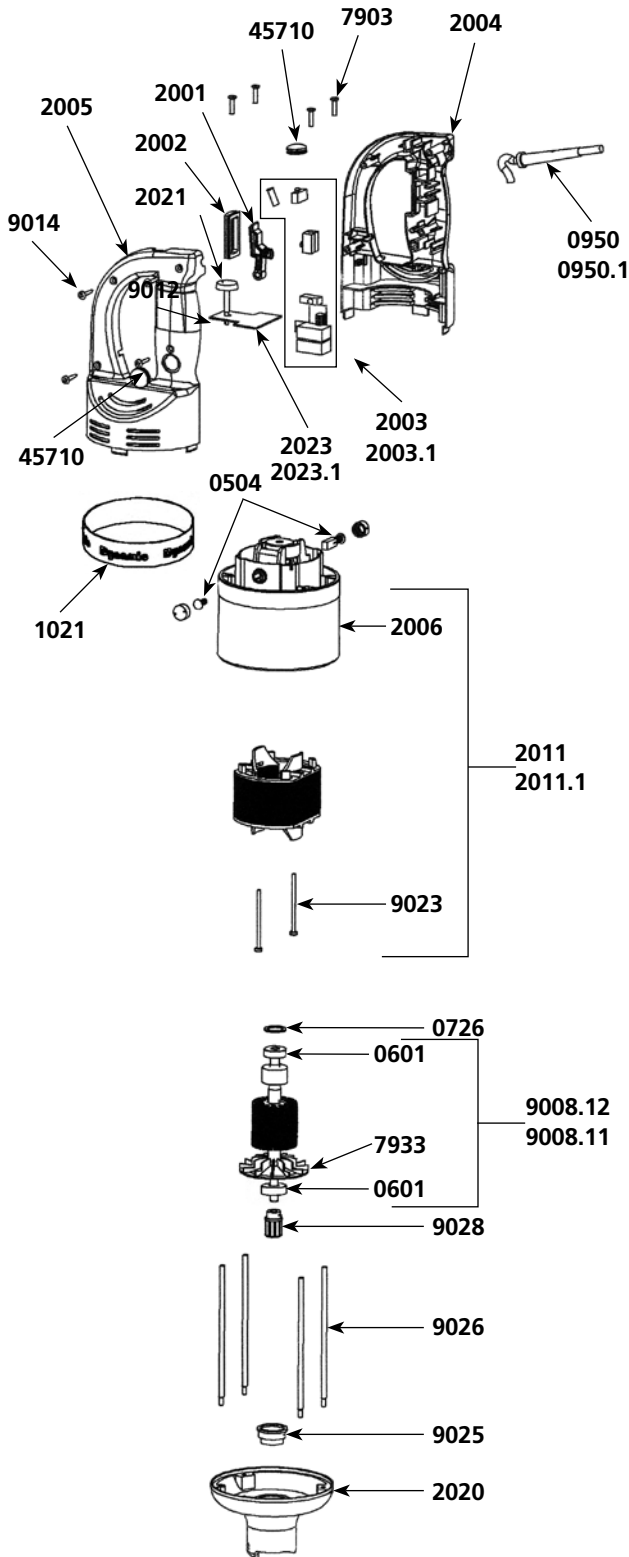


Parts list	Code	List \$ Price
Sleeve	0415	48.84
Motor brushes (2)	0504	20.67
Ball bearing	0601	20.66
Waterproof seal	0608	27.67
Squeezing washer	0726	2.91
Pin 3 x 20	0744	3.21
Pin 3 x 14	0745	2.91
Strain relief 230 V	0950	3.61
Strain relief 115 V	0950.1	3.61
Complete handle	7901	65.78
Spacer screws (4)	7903	6.71
ID plate 230 V	7904 F	70.92
Motor housing brush holder	7905	61.61
Stator 115 V	7908.21	346.68
Stator 230 V	7908.22	346.68
Motor 230 V	7908.3	550.21
Rotor 115 V	7908.31	328.93
Rotor 230 V	7908.32	328.93
Motor 115 V	7908.4	550.21
Power cord 230 V	7911 F	43.05
Power cord 115 V	7911 F.1	51.22
Spacer rods	7913.F	23.28
Plate assembly with 3 bronze seals	7918	62.82
Middle gear & shaft	7919	149.86
Output gear & shaft	7920	84.95
Variable speed control board	7921	182.67
Speed control plug	7921.1	17.46
Holder assembly w/ 3 self lubricating rings	7922	62.82
Plastic protector	7923	22.13
Lower housing	7924 F	153.52
Whisk (pair)	7925	214.57
Capacitor	7931	18.31
Fan	7933	13.14
Top handle w/screws	7938	26.78



Parts list	Code	List \$ Price
Motor brushes (2)	0504	20.67
Ball bearing	0601	20.66
Squeezing washer	0726	2.91
Lock button return spring	0767	6.11
Safety button. return spring	0768	5.71
Strain relief 230 V	0950	3.61
Strain relief 115 V	0950.1	3.61
Switch 230V	0964	54.80
Switch 115V	0965	54.80
Capacitor	0970	34.47
Capacitor + filter	0972.1	23.37
Warning label	1017	7.25
Dynamic label	1027	18.00
ID label 230 V	1030	7.55
ID label 115 V	1031	7.55
Fan	7933	13.14
Spacer screws (4)	8317	6.82
Complete handle 230 V	9000	350.83
Complete handle 115 V	9000.1	350.83
Lower half handle (label side) 230 V	9001	82.80
Lower half handle (label side) 115 V	9001.1	94.40
Upper half handle (button side)	9002	80.74
Rubber button cap	9005	4.36
Lock button	9007	4.21
Rotor 115 V	9008.11	328.93
Rotor 230 V	9008.12	328.93
Plug	9009	4.36
Control lever	9010	18.97
Power cord 230 V	9011	32.03
Variable speed knob	9012	5.87
Variable speed control board 230 V	9013	138.88
Handle screws (4)	9014	0.96
Motor housing brush holder	9015	108.16
Stator 230 V w/carter. motor brush holders not included	9016	292.39
Motor field screws (2)	9023	5.44
Lower aluminum housing	9024	194.98
Ball bearing sleeve	9025	6.30
Spacer rods (4)	9026	23.28
Coupler for armature	9028	13.72
Stator 115 V w/carter. carbon brush holders	9038	292.39
Power cord 115 V	9040	40.08
Carbon brush wires 230 V	9043	13.72
Variable speed control board 115 V	9053	138.88
Motor brush wires 115 V	9143	13.72





Parts list

Code List \$ Price

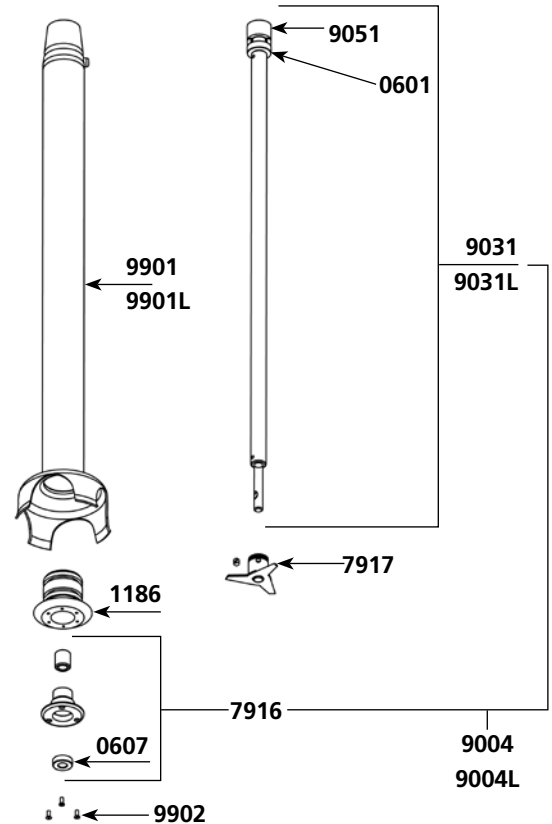
Parts list	Code	List \$	Price
Motor brushes (2)	0504	20.67	
Ball bearing	0601	20.66	
Squeezing washer	0726	2.91	
Safety button. return spring	0768	5.71	
Strain relief 230 V	0950	3.61	
Strain relief 115 V	0950.1	3.61	
Filter C.E.M. 230 V	0999.20	23.37	
Warning label	1017	7.25	
Dynamic label	1021	18.00	
ID label 230 V	1069	7.43	
ID label 115 V	1070	7.43	
Micro switch	1237	16.11	
Power on indicator light 230 V	1241	8.81	
Power on indicator light 115 V	1241.1	8.81	
Control lever	2001	14.98	
Control lever protector	2002	8.89	
Circuit board 230 V (4 switches + capacitor)	2003	181.30	
Circuit board 115 V (4 switches + capacitor)	2003.1	181.30	
Half handle (no button)	2004	77.50	
Half handle (button side)	2005	77.50	
Motor housing + carbon brush holders	2006	108.19	
Stator 230 V (carter + carbon brush holders)	2011	298.25	
Stator 115 V (carter + carbon brush holders)	2011.1	298.25	
Power cord 230 V > 2002	2012	42.12	
Power cord 115 V > 2002	2012.1	42.12	
Lower aluminum housing	2020	198.84	
Variable speed knob	2021	5.87	
Complete handle 230 V	2022	380.81	
Complete handle 115 V	2022.1	380.81	
Variable speed circuit board 230 V	2023	142.93	
Variable speed circuit board 115 V	2023.1	142.93	
Rubber button cap	45710	4.48	
Spacer screws (4)	7903	6.71	
Fan	7933	13.14	
Rotor 115 V	9008.11	328.93	
Rotor 230 V	9008.12	328.93	
Power cord 230 V < 2002	9011	32.03	
Handle screws (4)	9014	0.96	
Motor field screws (2)	9023	5.44	
Motor ball bearing sleeve	9025	6.30	
Spacer rods (4)	9026	23.28	
Coupler for armature	9028	13.72	
Power cord 115 V < 2002	9040	40.08	
Carbon brush wires 230 V	9043	13.72	
Carbon brush wires 115 V	9143	13.72	
BM 2000 motor block (see machine catalog)	AC001	1320.00	

MF 90/2000 & MFAP 90/2000 foot

Parts list	Code	List \$ Price
Ball bearing	0601	20.66
Waterproof seal	0607	26.90
Lower bearing assembly support	1186	30.86
Emulsifying blade	7910	75.39
Lower bearing assembly	7916	50.03
Cutter blade w/screw	7917	54.65
Lower bearing screws (3)	7950	1.81
Shaft. lower bearing & cutter assembly	9004	246.92
Shaft	9031	182.67
Coupling casing + pin	9051	21.81
Tube assembly	9901	302.59
Lower ball bearing screws inox (3)	9902	1.81
M 90 Complete Mixer tool (see machine catalog)	AC002	670.00

M100 foot

Parts list	Code	List \$ Price
Shaft. lower bearing & cutter assembly	9004L	284.21
Shaft	9031L	199.36
Tube assembly	9901L	346.56

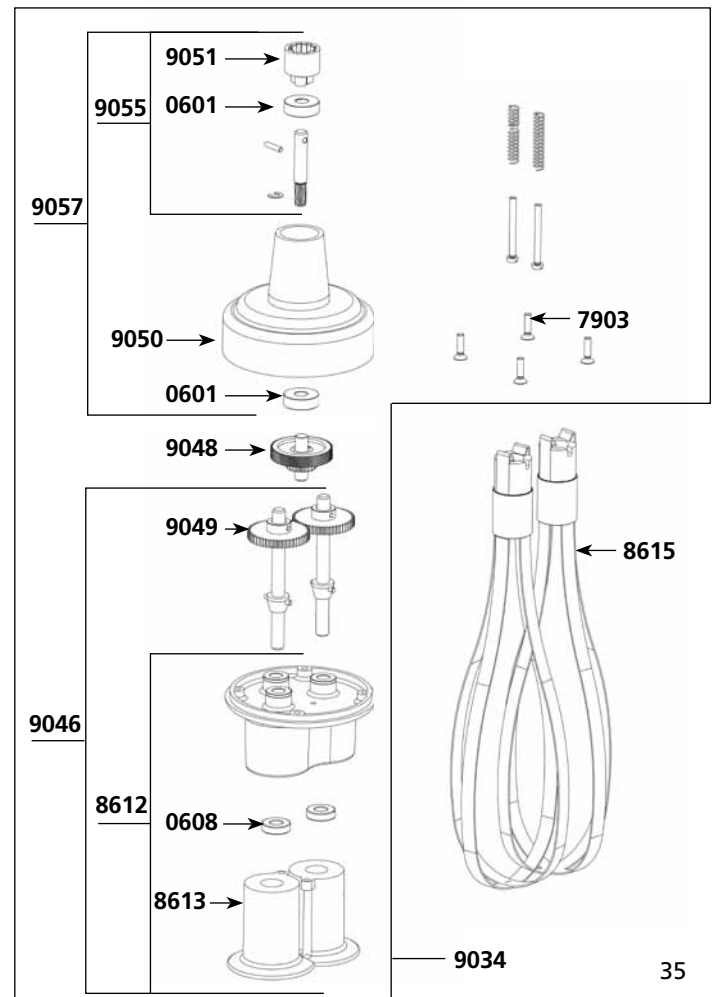


MF 90/2000 & MFAP 90/2000 whisk tool

Parts list	Code	List \$ Price
Ball bearing	0601	20.66
Waterproof seal	0608	27.67
Pin 3 X 20	0744	3.21
Pin 3 X 14	0745	2.91
Spacer screws (4)	7903	6.71
Holder + plastic ejector + seal	8612	94.11
Plastic ejector (pair)	8613	40.18
Whisk (Pair)	8615	214.57
Reduction gear assembly	9034	425.95
Lower casing w/o middle gear	9046	353.15
Central double gear & shaft	9048	149.86
Single gear (2)	9049	121.82
Upper plastic casing	9050	124.30
Coupling casing + pin	9051	21.81
Equipped upper shaft	9055	103.52
Complete upper casing	9057	161.54
F 90 Complete Whisk tool (see machine catalog)	AC003	815.00

Wall bracket

Parts list	Code	List \$ Price
Wall bracket	0880	108.54




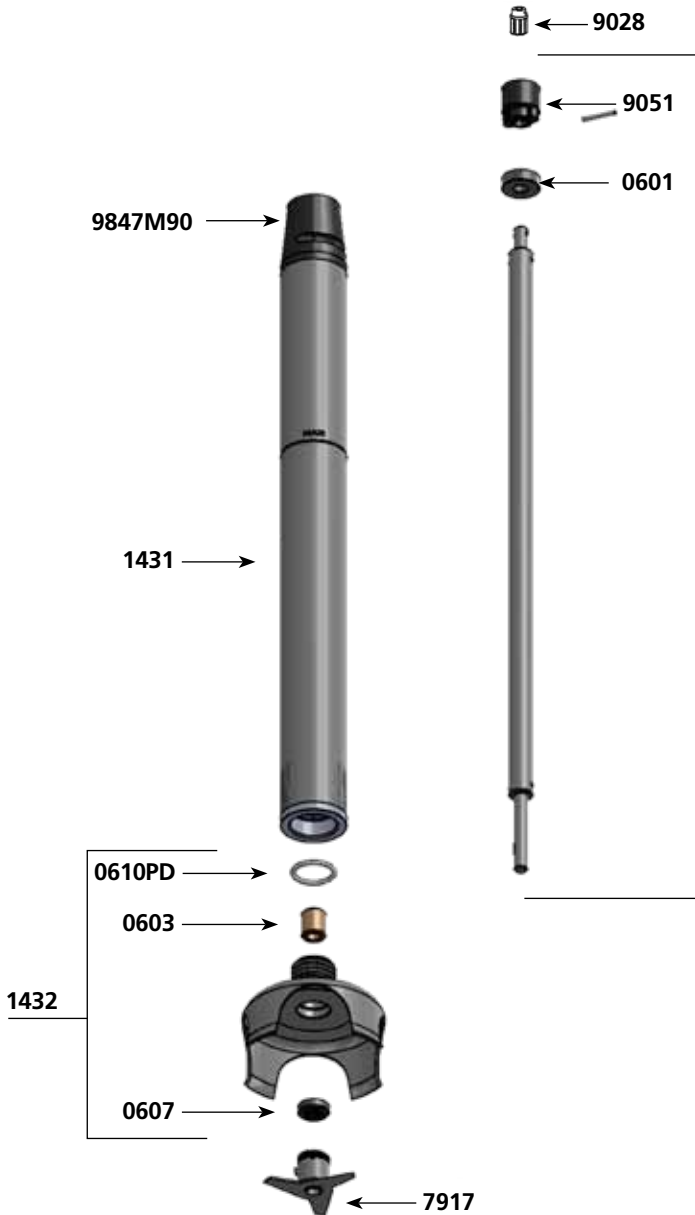
MF 90/2000 & MFAP 90/2000

MF 90/2000 & MFAP 90/2000 foot - Ref AC002.H (Complete attachment)

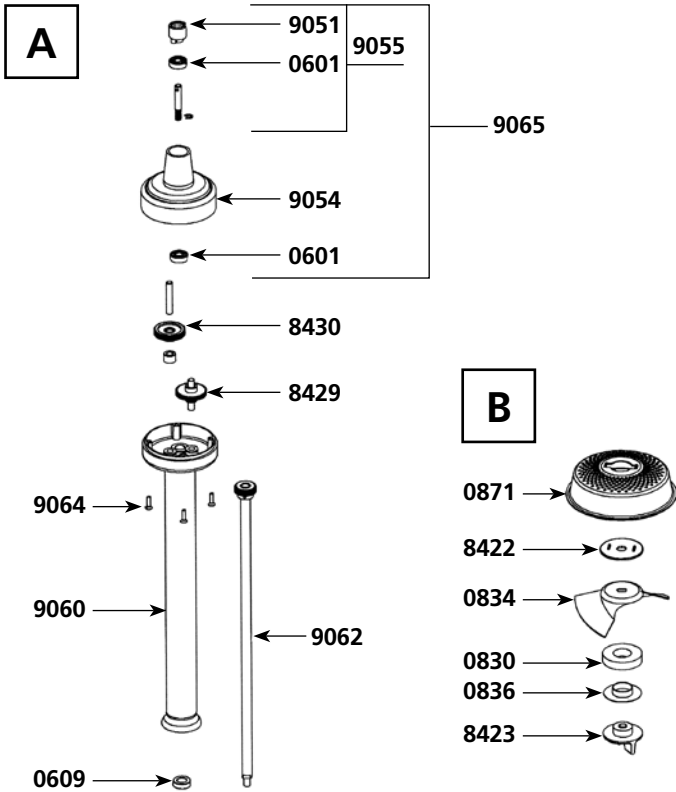
Parts list	Code	List \$ Price
Ball bearing	0601	20.66
Self-lubricating ring	0603	4.79
Waterproof seal	0607	26.90
O. ring	0610PD	4.92
Tube assembly + bearing	1431	341.99
Bell	1432	322.41
Cutter blade w/ screw	7917	54.65
Coupler for armature	9028	13.72
Shaft	9031	182.67
Coupling casing + pin	9051	21.81
Black tip	9847.M90	95.07

PIED BLENDER MASTER - Ref AC070 (Complete attachment)

Parts list	Code	List \$ Price
Ball bearing	0601	20.66
Seals for bearing assembly (2)	0618	7.26
Self-lubricating ring	0666	22.76
Waterproof seal	0667	48.53
Foot assembly	1401	1359.92
Blender bell	1402	169.39
Cutter blade	1403	83.22
Shaft	1404	228.53
Blender key	1405	31.33
Coupler for armature	9028	13.72
Coupling casing + pin	9051	21.81
Black tip	9847.M90	95.07



AP 90 RICER ATTACHMENT

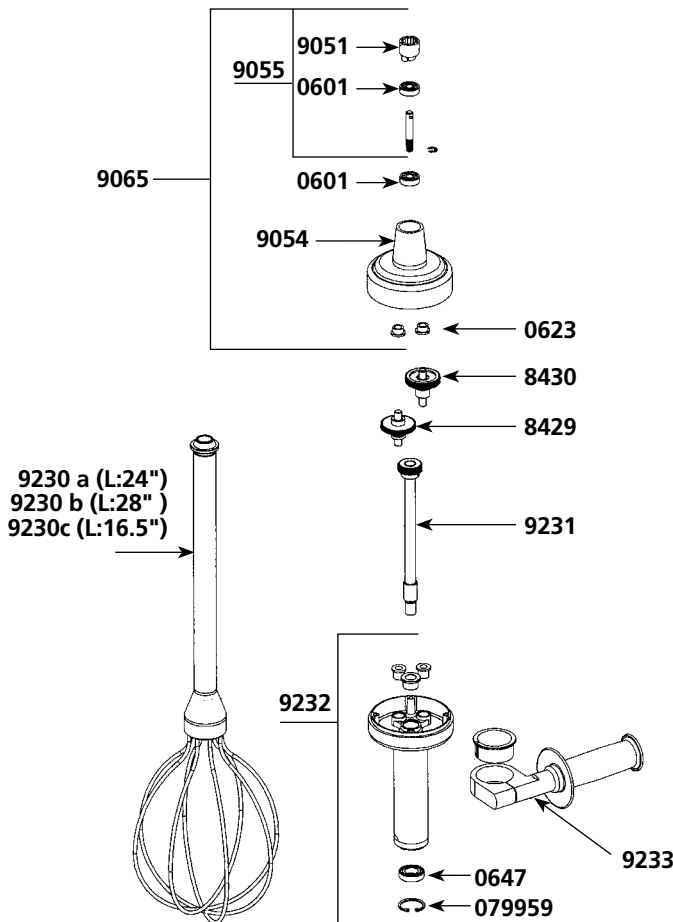


Parts list

Code List \$ Price

Parts list	Code	List \$	Price
Waterproof seal	0609	24.06	
Rubber washer	0830	20.42	
Blade	0834	138.76	
Washer friction	0836	21.57	
Grid	0871	172.06	
Anti-friction washer	8422	24.44	
Lower bolt	8423	46.51	
Double gear with washer	8429	174.50	
Single gear & shaft	8430	182.67	
Coupling casing w/pin	9051	21.81	
Reducing casing & seal	9054	122.43	
Equipped upper shaft	9055	103.52	
Foot assembly	9060	457.62	
Main shaft + gear	9062	233.88	
Reduction casing screws (4)	9064	5.69	
Complete reduction box	9065	161.54	

MASTER WHIP FM SERIES

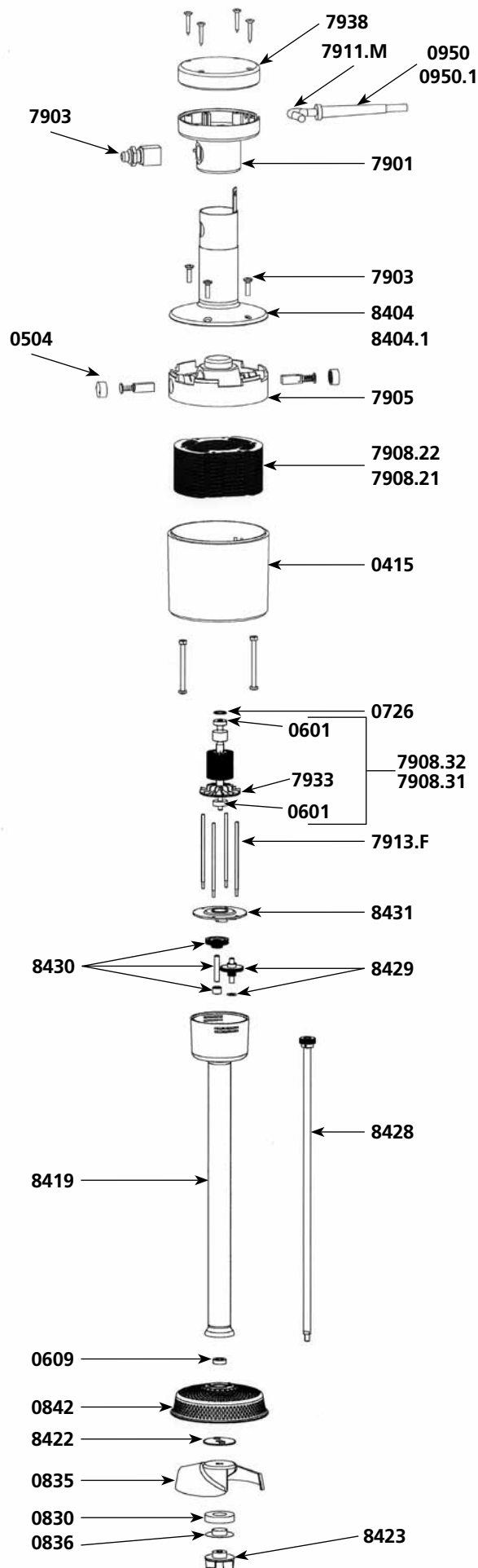


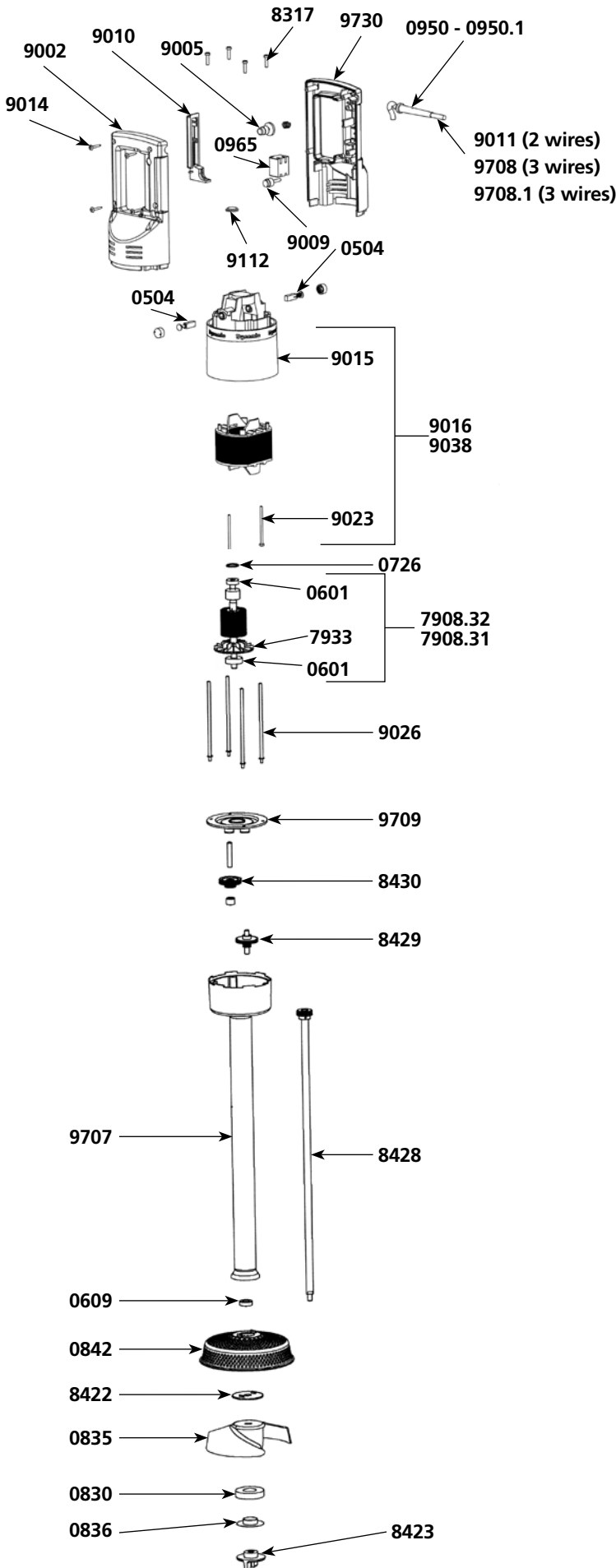
Parts list

Code List \$ Price

Parts list	Code	List \$	Price
Ball bearing	0601	20.66	
Bushing (1)	0623	2.74	
Bearing	0647	32.80	
Circlips	079959	2.92	
Double gear with washer	8429	174.50	
Middle gear & axle	8430	182.67	
Coupling casing w/pin	9051	21.81	
Reducing casing+2 seals	9054	122.43	
Equipped upper shaft	9055	103.52	
Complete reduction box	9065	161.54	
Mono whisk / L : 24"	9230 a	710.86	
Mono whisk / L : 28"	9230 b	730.42	
Mono whisk / L : 16.5"	9230 c	655.57	
Main shaft	9231	434.46	
Lower carter	9232	256.72	
Handle + casing	9233	121.04	
Complete reduction box w/ out bowl whisk and handle	9250	840.33	

Parts list	Code	List \$ Price
Sleeve	0415	48.84
Motor brushes w/caps (2)	0504	20.67
Ball bearing	0601	20.66
Waterproof seal	0609	24.06
Squeezing washer	0726	2.91
Pin 3 x 14	0745	2.91
Rubber washing	0830	20.42
Fan	0835	180.57
Washer friction	0836	21.57
Rice grid	0842	252.83
Push button switch	0905	30.35
Strain relief 230 V	0950	3.61
Strain relief 115 V	0950.1	3.61
Equipped handle	7901	65.78
Spacer screws (4)	7903	6.71
Upper carter w/carbon brush holders	7905	61.61
Stator 230 V	7908.22	346.68
Stator 115 V	7908.21	346.68
Rotor 230 V	7908.32	328.93
Rotor 115 V	7908.31	328.93
Power cord 230 V	7911M	43.05
Power cord 115 V	7911M.1	51.22
Spacer rods (4)	7913F	23.28
Capacitor	7931	18.31
Fan	7933	13.14
Handle cap w/screws	7938	26.78
Identification plate 230 V	8404	63.95
Identification plate 115 V	8404.1	63.95
Motor 230 V	8408	549.92
Motor 115 V	8408.1	549.92
Foot assembly	8419	523.22
Antifriction washer	8422	24.44
Lower bolt	8423	46.51
Output shaft w/ gear	8428	221.04
Double gear with washer	8429	174.50
Middle gear & axle	8430	182.67
Plate w/ 2 seals	8431	44.16





Parts list

Code List \$ Price

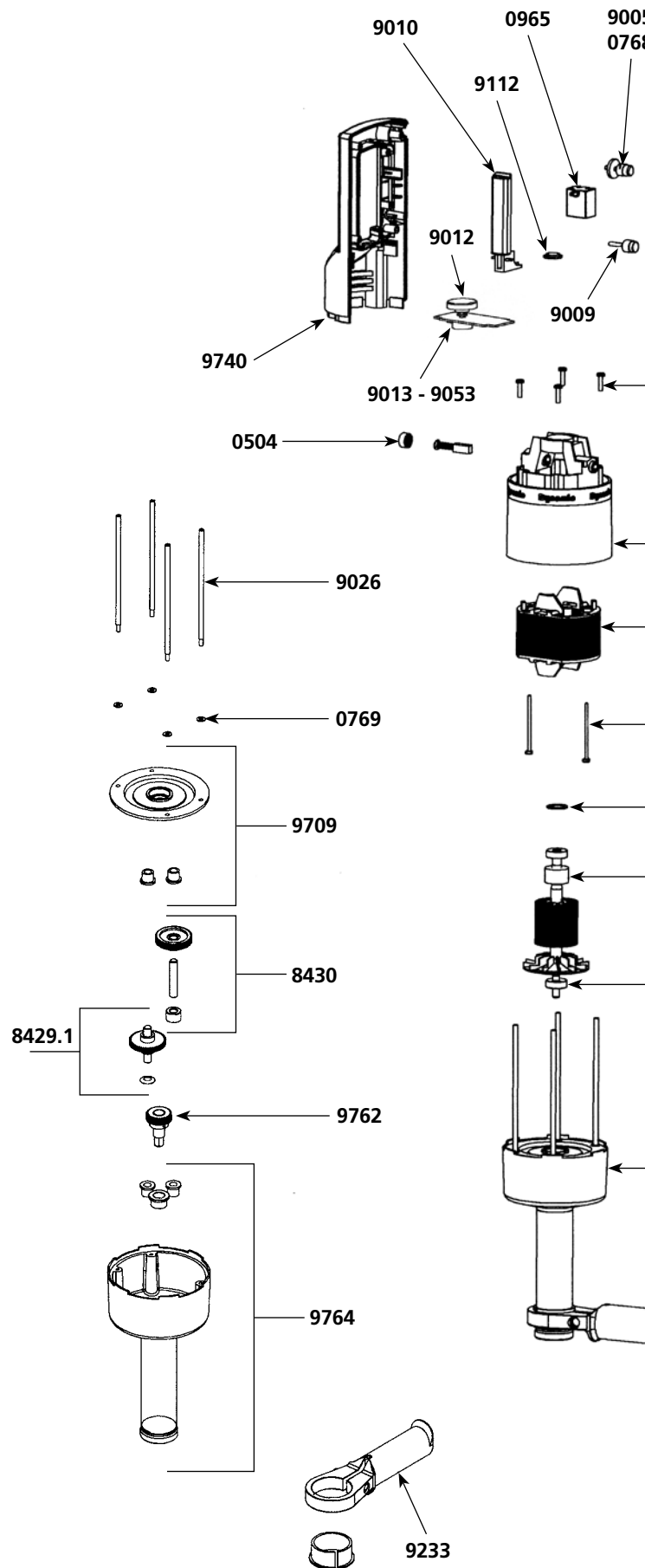
Motor brushes (2)	0504	20.67
Ball bearing	0601	20.66
Waterproof seal	0609	24.06
Squeezing washer	0726	2.91
Pin 3 x 14	0745	2.91
Safety button return spring	0768	5.71
Rubber washing	0830	20.42
Fan	0835	180.57
Washer friction	0836	21.57
Ricer grid	0842	252.83
Wall bracket	0881	12.07
Strain relief 230V	0950	3.61
Strain relief 115 V	0950.1	3.61
Switch 230 V	0964	54.80
Switch 115 V	0965	54.80
Capacitor	0972	20.42
Capacitor + filter	0972.1	23.37
Dynamic label	1027	18.00
ID label 230 V	1056	7.55
ID label 115 V	1057	7.55
Rotor 115 V	7908.31	328.93
Rotor 230 V	7908.32	328.93
Fan	7933	13.14
Spacer screws (4)	8317	6.82
Antifriction washer	8422	24.44
Lower bolt	8423	46.51
Output shaft w/ gear	8428	221.04
Double gear with washer (from N°050025)	8429	174.50
Middle gear & axle	8430	182.67
Upper half handle	9002	80.74
Rubber button cap	9005	4.36
Plug	9009	4.36
Control lever	9010	18.97
Power cord 2 cond. 230 V (from N°050025)	9011	32.03
Handle screws (4)	9014	0.96
Motor housing w/carbon brush holders	9015	108.16
Stator 230 V w/carter carbon brush holders	9016	292.39
Stator screws (2)	9023	5.44
Spacer rods (4)	9026	23.28
Stator 115 V w/carbon brush holders	9038	292.39
Power cord 115 V w/carbon brush holders (from N°050025)	9040	40.08
Carbon brush wires 230 V	9043	13.72
Power cord (Australian) (from N°050025)	9066	73.05
Power cord (UK) (from N°050025)	9067	73.05
Speed control plug	9112	2.96
Carbon brush wires 115 V	9143	13.72
Complete handle 230 V	9700	233.40
Complete handle 115 V	9700.1	233.40
Complete foot assembly	9707	570.15
Power cord + Label 230 V (from N°050025) 3 wires	9708	46.12
Power cord + Label 115 V (from N°050025) 3 wires	9708.1	46.12
Plate w/ 2 seals	9709	46.12
Lower half handle (label side) 230 V	9730	82.80
Lower Half handle (label side) 115 V	9740	82.80

MOTOR BLOCK PP 97 PLUS

Parts list	Code	List \$ Price
Motor brushes	0504	20.67
Ball bearing	0601	20.66
Rubber washer	0726	2.91
Safety button return spring	0768	5.71
Strain relief 230 V	0950	3.61
Strain relief 115 V	0950.1	3.61
Switch	0965	54.80
Capacitor (115 V)	0972	20.42
Capacitor + filter	0972.1	23.37
Dynamic label	1027	18.00
Identification plate 230 V	109913	7.55
Identification plate 115 V	109914	7.55
Rotor 230 V	7908.31	328.93
Rotor 115 V	7908.32	328.93
Fan	7933	13.14
Spacer screws	8317	6.82
Upper half handle	9002	80.74
Security cap	9005	4.36
Handle cap	9009	4.36
Control lever	9010	18.97
Variable speed knob	9012	5.87
Variable speed control board 230 V	9013	138.88
Handle screw	9014	0.96
Top housing	9015	108.16
Stator 230 V	9016	292.39
Stator screws 230 V (2)	9023	5.44
Stator 115 V	9038	292.39
Power cord 115 V	9040	40.08
Carbon brush wires (230 V)	9043	13.72
Variable speed control board 115 V	9053	138.88
Variator cap	9112	2.96
Carbon brush wires 115 V (2)	9143	13.72
Lower half handle 230 V (with label)	9730	82.80
Lower half handle 115 V (with label)	9740	82.80
Lower motor housing	9761	728.41
Complete handle w/power cord 230 V	9765	233.40
Complete handle w/power cord 115 V	9765.1	233.40

Equipped lower carter PP97 plus

Parts list	Code	List \$ Price
M4 Washer	0769	2.15
Double gear with washer	8429.1	174.54
Middle gear axle	8430	182.67
Spacer rods	9026	23.28
Handle support	9233	121.04
Plate w/ 2 seals	9709	46.12
Exit shaft w/gear	9762	178.29
Aluminium carter. foot and seals	9764	239.04

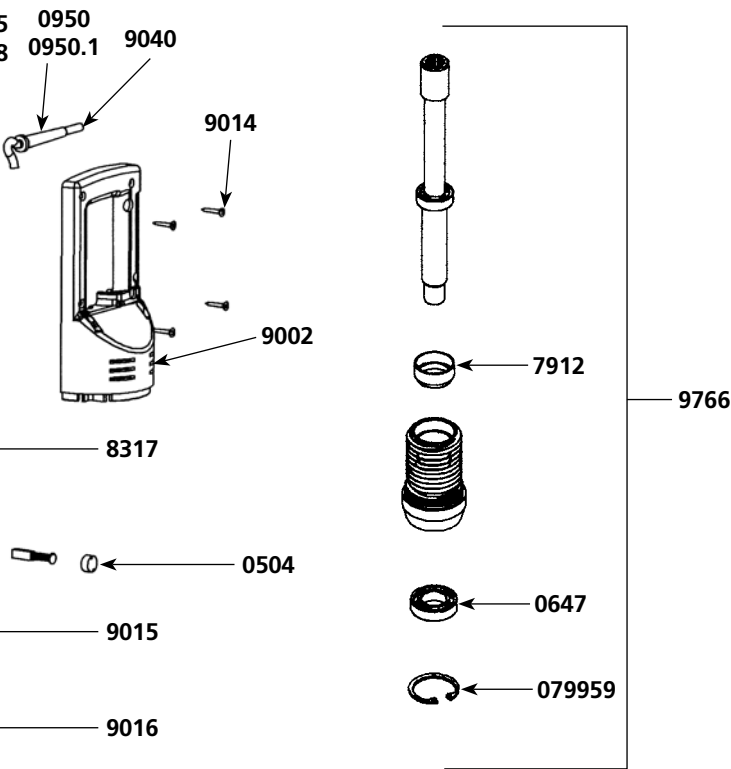


Whip tool for PP97 plus - FM97

Parts list

Code List \$ Price

D15 Bearing	0647	32.80
Rubber ring	079959	2.92
Ball bearing	7912	5.44
Mono whisk L : 24"	9230a	710.86
Mono whisk L : 28"	9230b	730.42
Mono whisk L : 16.5"	9230c	655.57
Equipped male casing (shaft. bearing seal. ball bearing. rubber ring)	9766	234.21

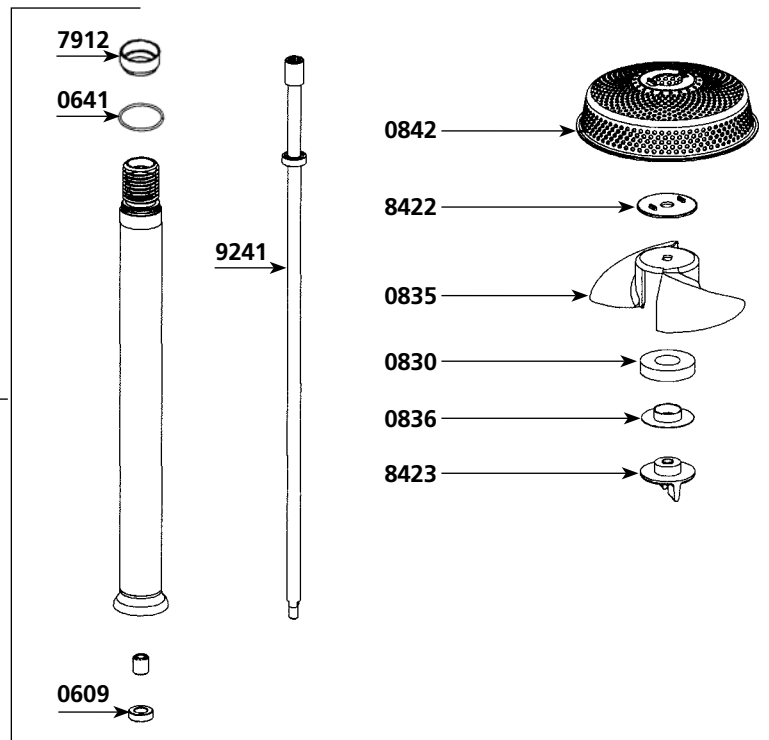
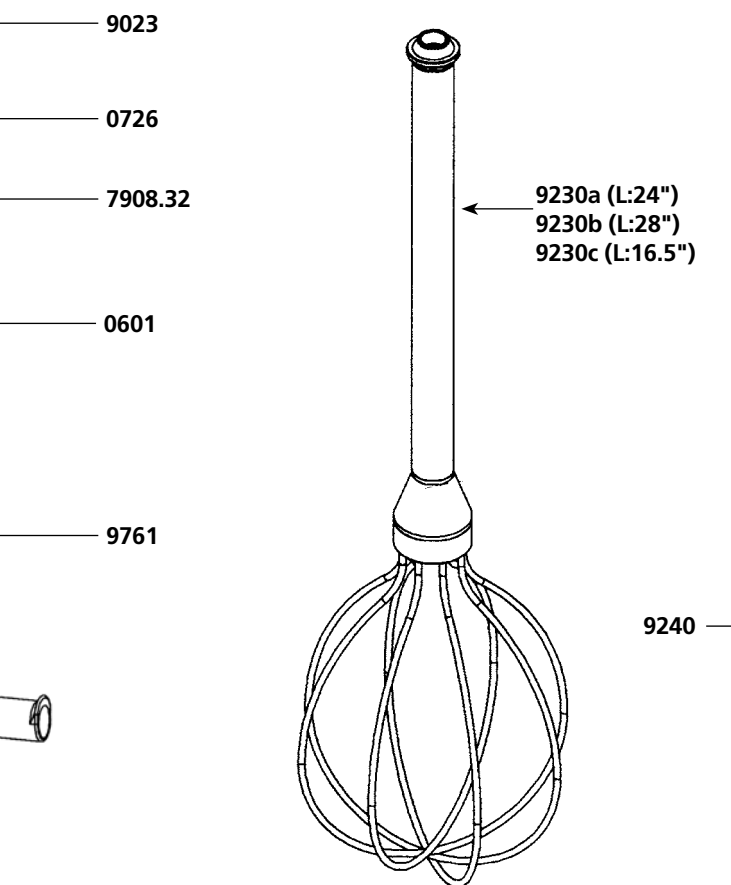


AP 97 for Ricer tool

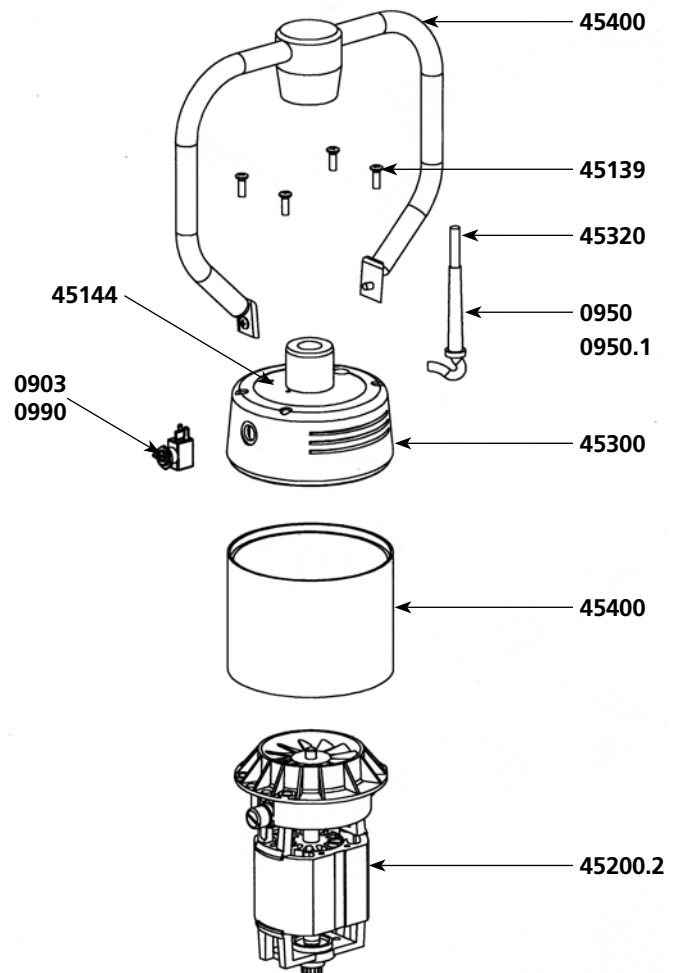
Parts list

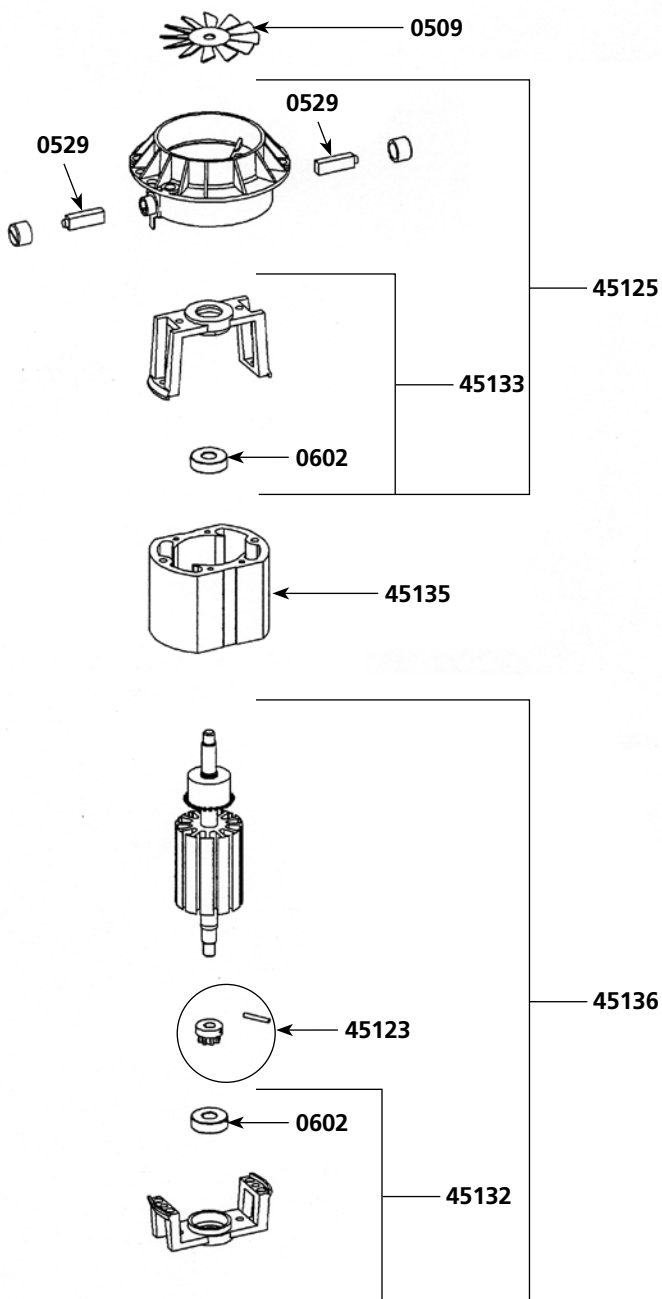
Code List \$ Price

Waterproof seal	0609	24.06
Toric seal	0641	4.28
Rubber washing	0830	20.42
Fan	0835	180.57
Friction washer	0836	21.57
Ricer grid	0842	252.83
Bearing seal	7912	5.44
Antifriction seal	8422	24.44
Lower bolt	8423	46.51
Equipped male casing. bearing seal. tube and complete lever assembly	9240	279.71
Exit shaft	9241	310.39



Parts list	Code	List \$ Price
Fan	0509	14.08
Motor brushes (pair)	0529	23.17
Ball bearing	0601	20.66
Motor ball bearing	0602	23.95
Rubber ring	0760	4.60
Clips	0776	1.76
Washer & bolt for fan	0777	1.76
Wall bracket	0862	30.21
Rocking switch	0903	25.33
Capacitor	0909	18.68
Strain relief 230 V	0950	3.61
Strain relief 115 V	0950.1	3.61
Push button switch	0990	135.45
ON/OFF label	1008	3.69
Foot assembly (tube, bearing, assembly)	45110	562.97
Shaft & ball bearing	45120	219.81
Coupling sleeves	45122	35.09
Motor & shaft drive sprocket	45123	32.62
Fan housing (no motor brushes)	45125	202.38
Lower bearing assembly	45130	52.34
Brush holder w/ cap (1) 230 V	45131	96.76
Brush holder w/ cap (1) 115 V	45131.1	96.76
Lower motor casing	45132	106.35
Upper motor casing	45133	106.35
Stator 230 V	45135	556.15
Stator 115 V	45135.1	556.15
Rotor 230 V	45136	556.15
Rotor 115 V	45136.1	556.15
Stator screws (2)	45137	4.02
Spacer rods (4)	45138	24.13
Spacer screws (4)	45139	4.21
ID plate	45144	19.77
Cutter blade w/screw	45161	60.23
Motor 115 V	45200.1	864.25
Motor 230 V	45200.2	987.28

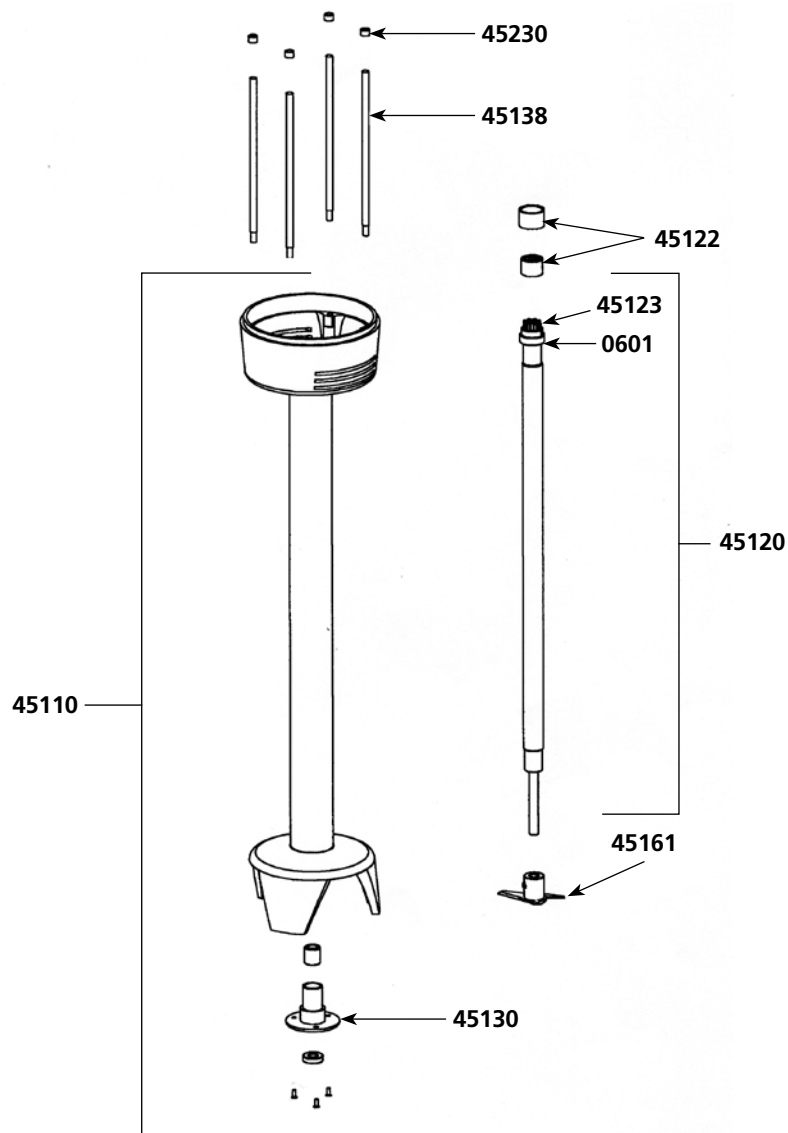




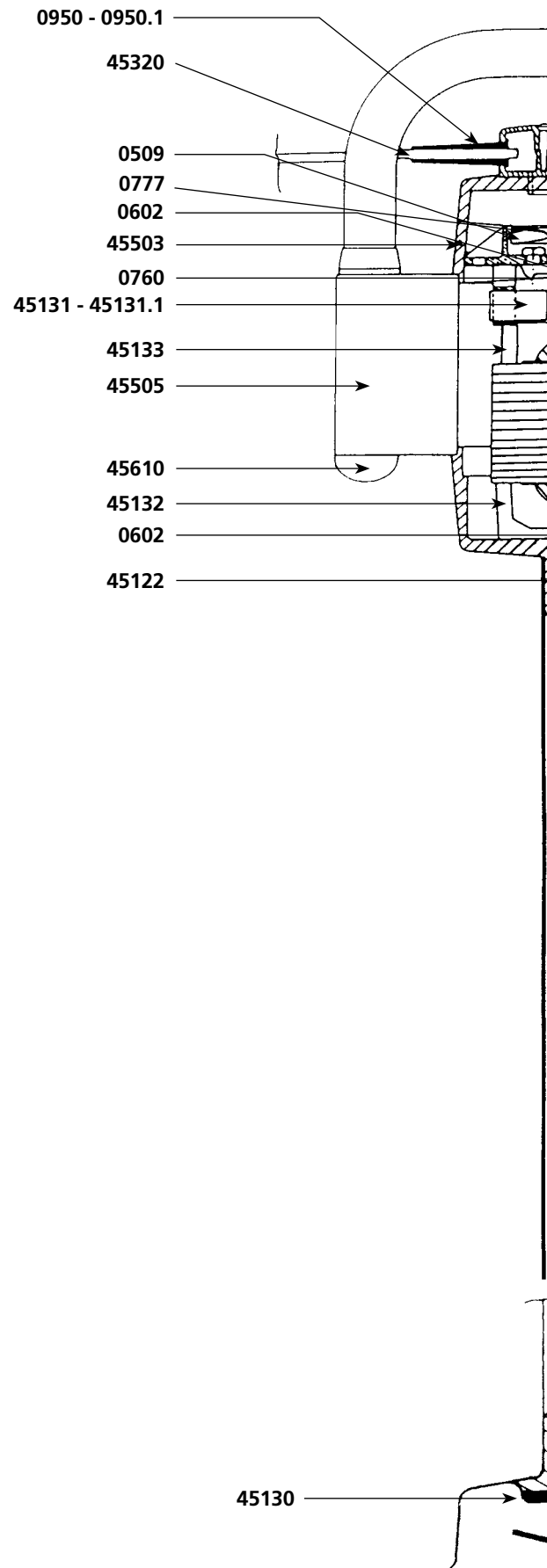
Parts list

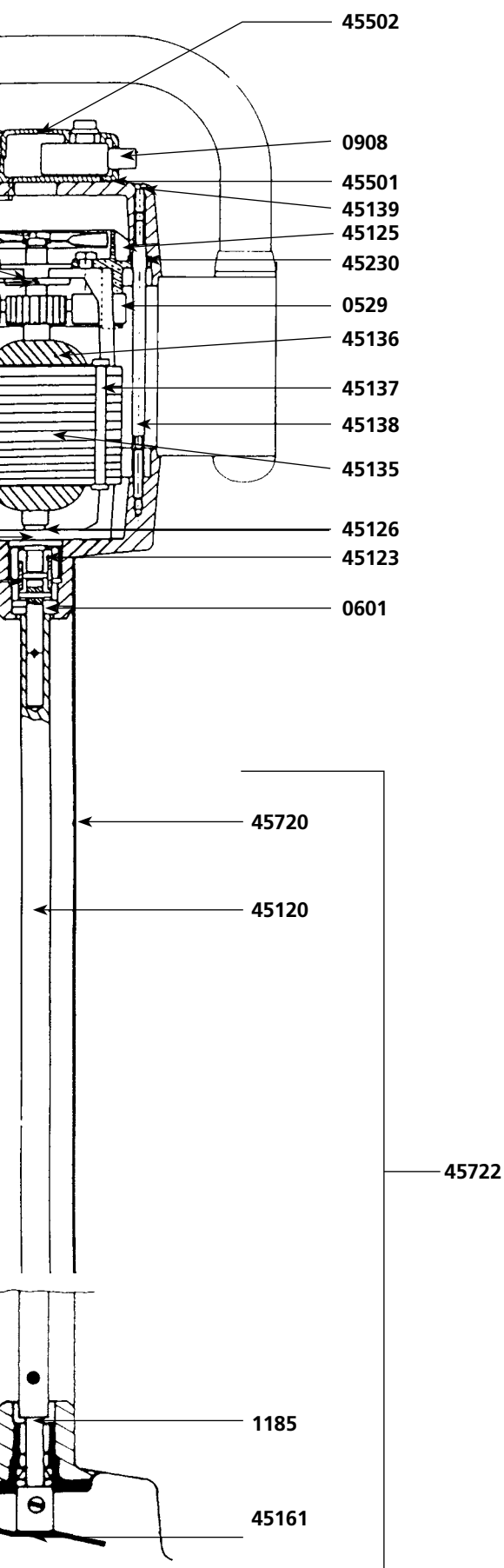
Code List \$ Price

Squeezing washer (4)	45230	8.92
Upper carter 230 V	45300	347.18
Upper carter 115 V	45300.1	347.18
Power cord 230 V	45320	51.22
Power cord 115 V	45320.1	51.22
Complete handle	45400	305.85
Sleeve	45500	109.64
Kit w/ shaft, lower bearing, coupler, cutter	45533	332.40
Conversion kit (SMX450 to SMX500)	45600	466.80
Perforated disc	45810	76.82
Perforated disc w/ pin	45820	87.26
Bearing screws for aluminium bell (3)	7950	1.81
Lower bearing screws (3)	9902	1.81



Parts list	Code	List \$ Price
Turbine	0509	14.08
Motor brushes (pair)	0529	23.17
Ball bearing	0601	20.66
Motor ball bearing	0602	23.95
Waterproof seal	0607	26.90
Spring	0760	4.60
Clips	0776	1.76
Washer & bolt for fan	0777	1.76
Wall bracket	0862	30.21
Locking switch	0907	43.22
Non-locking switch	0908	44.09
Capacitor	0909	18.68
Strain relief 230 V	0950	3.61
Strain relief 115 V	0950.1	3.61
Lower bearing assembly support	1185	33.24
Shaft & ball bearing	45120	219.81
Coupling sleeves	45122	35.09
Motor & shaft drive sprocket	45123	32.62
Fan housing	45125	202.38
Lower bearing assembly	45130	52.34
Brush holder w/ cap (1)	45131	96.76
Brush holder w/ cap (1)	45131.1	96.76
Lower motor casing	45132	106.35
Upper motor casing	45133	106.35
Stator 230 V	45135	556.15
Stator 115 V	45135.1	556.15
Rotor 230 V	45136	556.15
Rotor 115 V	45136.1	556.15
Stator screws(2)	45137	4.02
Spacer rods (4)	45138	24.13
Spacer screws (4)	45139	4.21
Cutter blade w/screw	45161	60.23



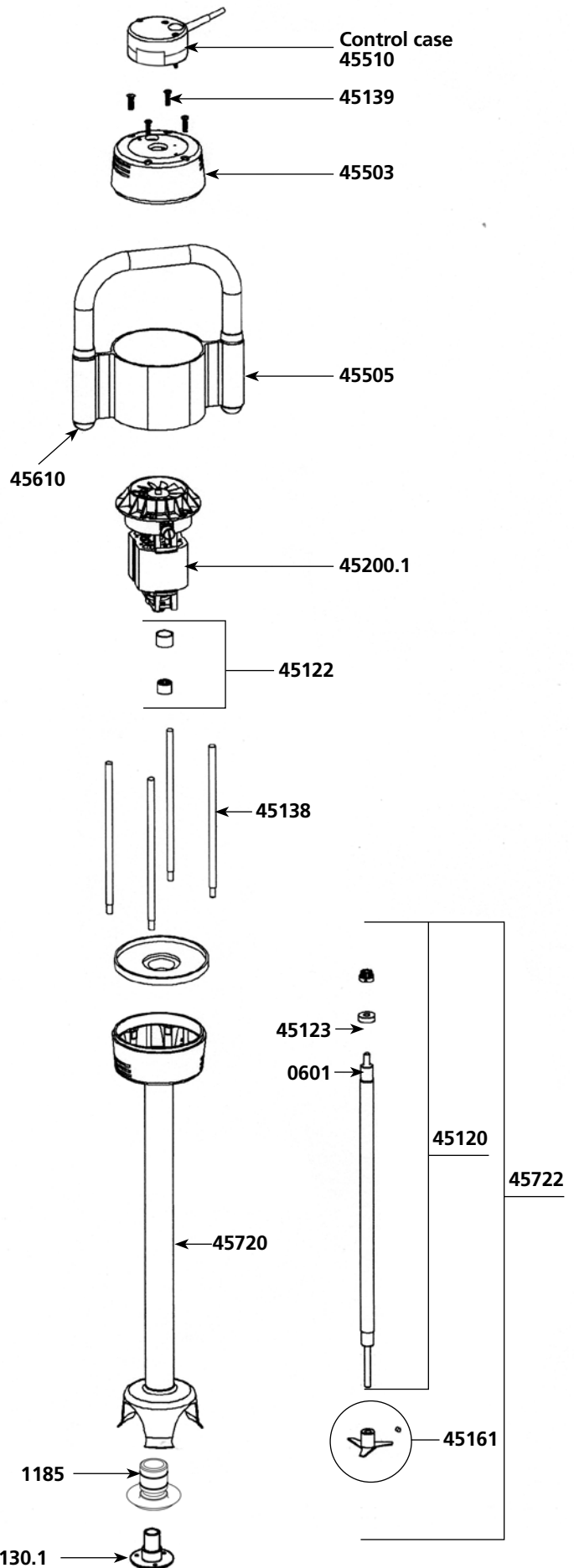


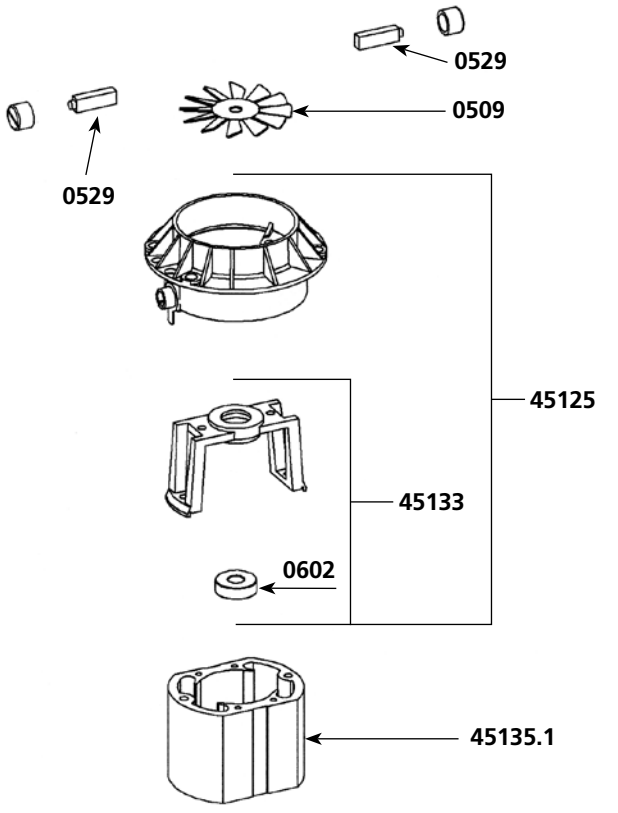
Parts list

Code List \$ Price

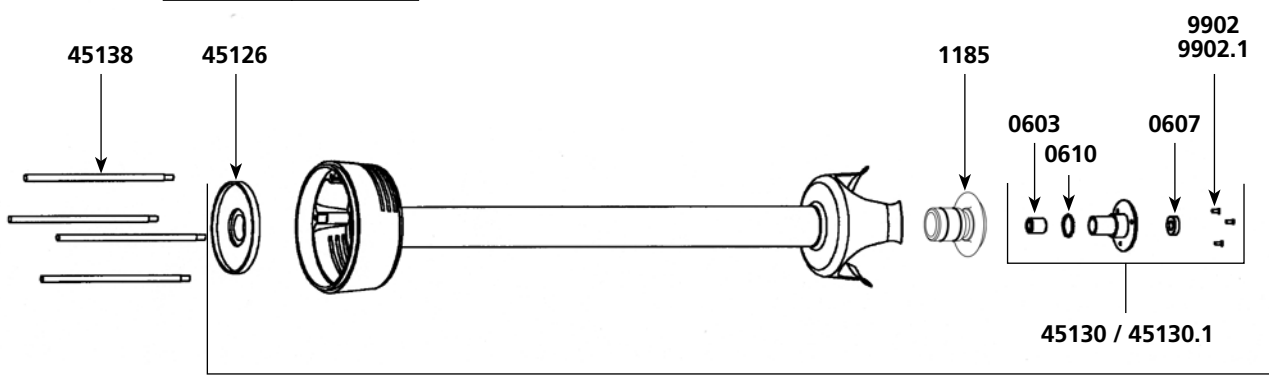
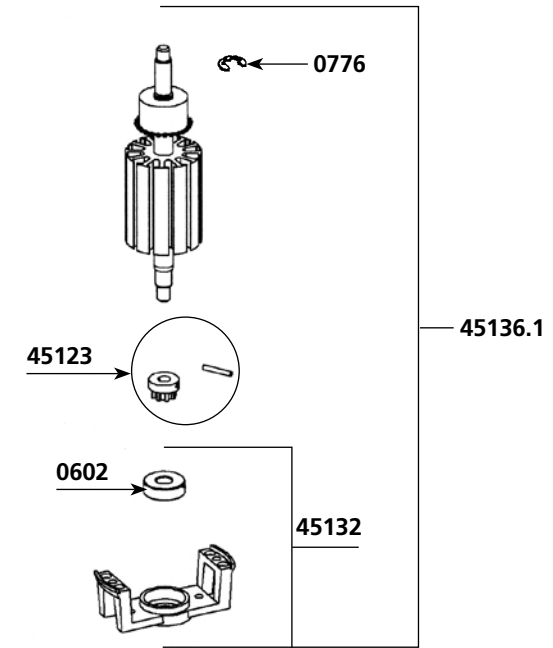
Double isolation part	45126	23.33
Motor 115 V	45200.1	864.25
Motor 230 V	45200.2	987.28
Squeezing washers (4)	45230	8.92
Power cord 230 V	45320	51.22
Power cord 115 V	45320.1	51.22
Lower housing (orange plastic piece)	45501	26.50
Upper housing (orange plastic piece)	45502	28.85
Top housing	45503	322.24
Sleeve & complete handle	45505	184.67
Complete housing w/ screws	45510	51.22
Kit w/ shaft. lower bearing. cutter	45533	332.40
Handle cap (2)	45610	8.77
Foot assembly	45720	562.97
Complete foot assembly	45722	842.63
Perforated disc	45810	76.82
Perforated disc w/ pin	45820	87.26
Lower bearing screws for aluminium bell (3)	7950	1.81
Lower bearing screws (3)	9902	1.81

Parts list	Code	List \$ Price
Fan	0509	14.08
Motor brushes (pair)	0529	23.17
Ball bearing	0601	20.66
Motor ball bearing	0602	23.95
Self-lubricating ring	0603	4.79
Waterproof seal	0607	26.90
O. ring	0610	2.96
Rubber washer	0760	4.60
Clips	0776	1.76
Washer & bolt for fan	0777	1.76
Wall bracket	0862	30.21
Locking switch	0907	43.22
Non-locking switch	0908	44.09
Capacitor	0909	18.68
Strain relief 115 V	0950.1	3.61
ID label 115 V	1049	20.32
Lower bearing assembly support	1185	33.24
Lower bearing screws for aluminium bell (3)	7950	1.81
Power cord 115 V	9040	40.08
Bearing support screws (3)	9902	1.81
Stainless steel lower bearing screws (3)	9902.1	1.81
Shaft & ball bearing	45120	219.81
Coupling sleeves	45122	35.09
Motor & shaft drive sprocket	45123	32.62
Fan housing	45125	202.38
Double isolation part	45126	23.33
Lower bearing assembly	45130	52.34
Complete stainless steel lower bearing	45130.1	107.49
Lower motor casing	45132	106.35
Upper motor casing	45133	106.35



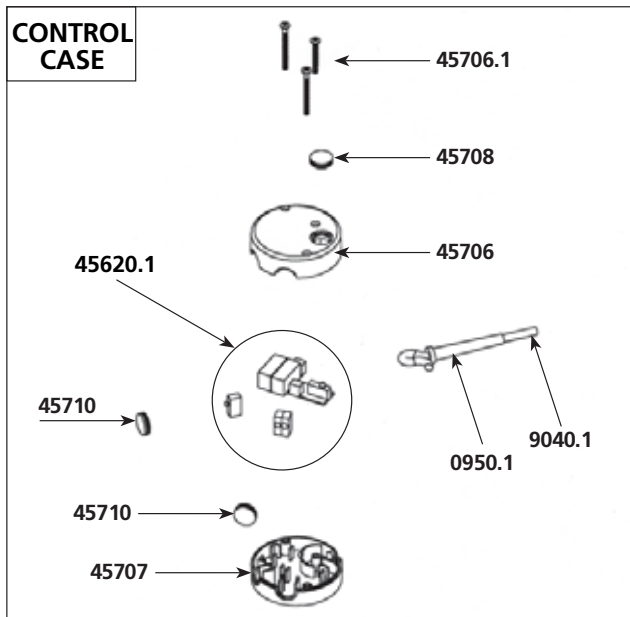
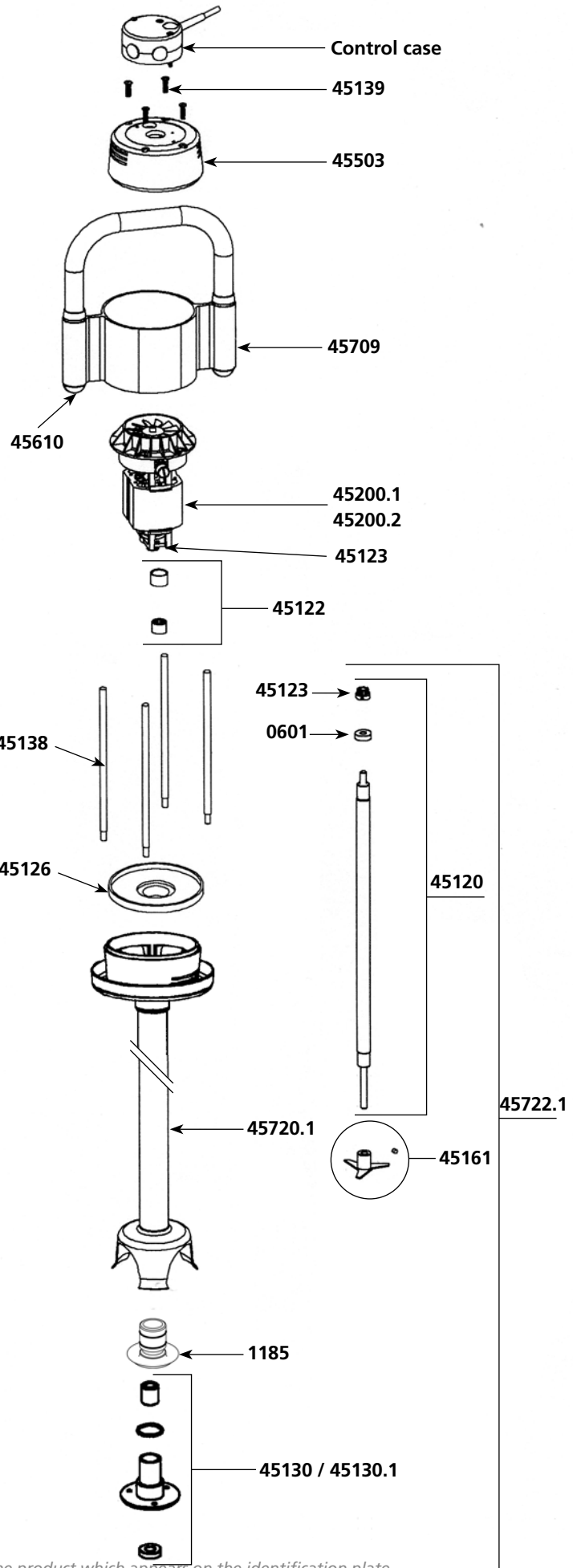


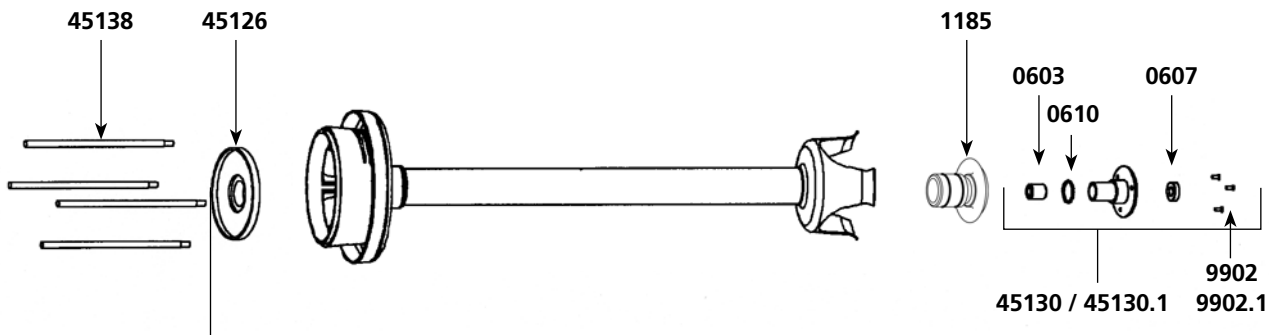
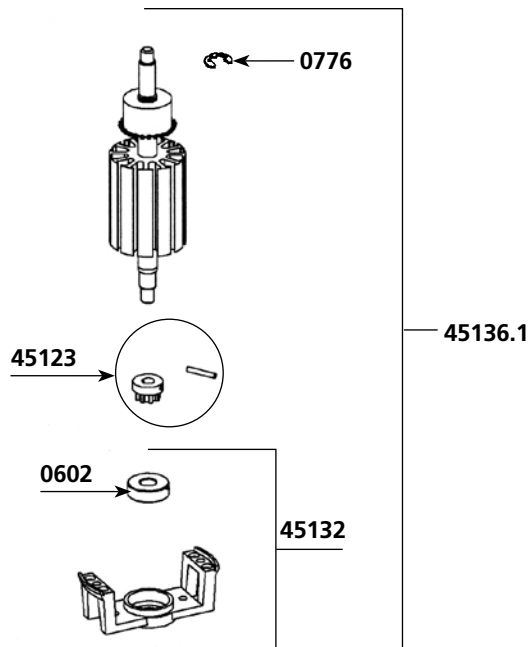
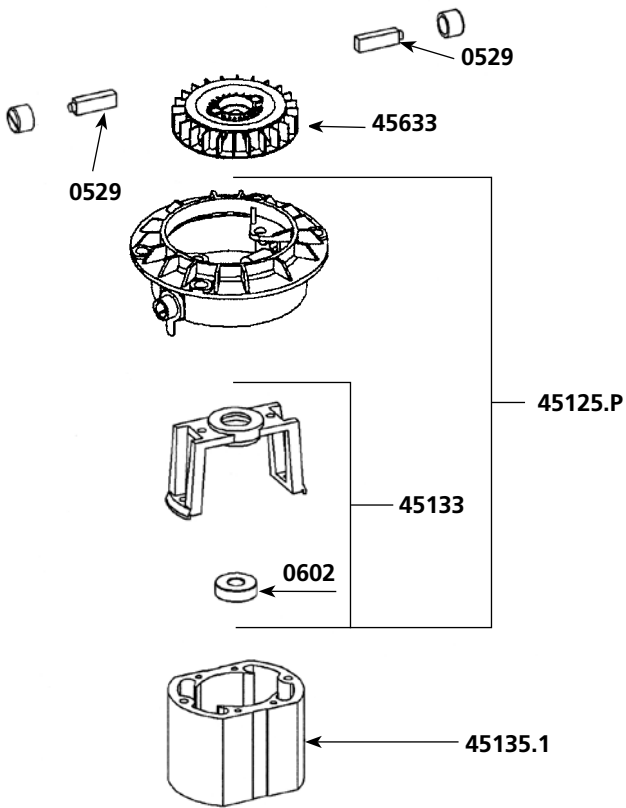
Parts list	Code	List \$ Price
Stator 230 V	45135	556.15
Stator 115 V	45135.1	556.15
Rotor 230 V	45136	556.15
Rotor 115 V	45136.1	556.15
Stator screws (2)	45137	4.02
Spacer rods (4)	45138	24.13
Spacer Screws (4)	45139	4.21
Cutter blade w/ screw	45161	60.23
Motor 115 V	45200.1	864.25
Motor 230 V	45200.2	987.28
Squeezing washer (4)	45230	8.92
Lower housing (orange plastic piece)	45501	26.50
Upper housing (orange plastic piece)	45502	28.85
Top housing	45503	322.24
Sleeve & complete handle	45505	184.67
Complete housing w/ screws	45510	51.22
Kit w/ shaft. lower bearing. coupler. cutter	45533	332.40
Handle cap (2)	45610	8.77
Circuit Board 115 V	45620.1	190.03
Foot assembly	45720.1	562.97
Locking kit	45721	450.27
Complete foot assembly	45722	842.63
Perforated disc	45810	76.82
Perforated disc w/ pin	45820	87.26



45720.1

Parts list	Code	List \$ Price
Aluminium Fan	0509	14.08
Motor brushes (pair)	0529	23.17
Ball bearing	0601	20.66
Motor ball bearing	0602	23.95
Self-lubricating ring	0603	4.79
Waterproof seal	0607	26.90
O. ring	0610	2.96
Rubber washer	0760	4.60
Clips	0776	1.76
Washer & bolt for fan	0777	1.76
Wall bracket	0862	30.21
Strain relief 115 V	0950.1	3.61
ID label 115 V	1009	20.32
Lower bearing assembly support	1185	33.24
Shaft. ball bearing + sprocket	45120	219.81
Coupling sleeves	45122	35.09
Motor & shaft drive sprocket	45123	32.62
Fan housing Plastic	45125.P	202.38
Double isolation part	45126	23.33
Lower ball bearing assembly	45130	52.34
Complete stainless steel lower bearing	45130.1	107.49
Brush Holder w/cap (1)	45131	96.76
Lower motor casing	45132	106.35
Upper motor casing	45133	106.35
Stator 115 V	45135.1	556.15
Rotor 115 V	45136.1	556.15
Stator screws (2)	45137	4.02






Parts list

Code List \$ Price

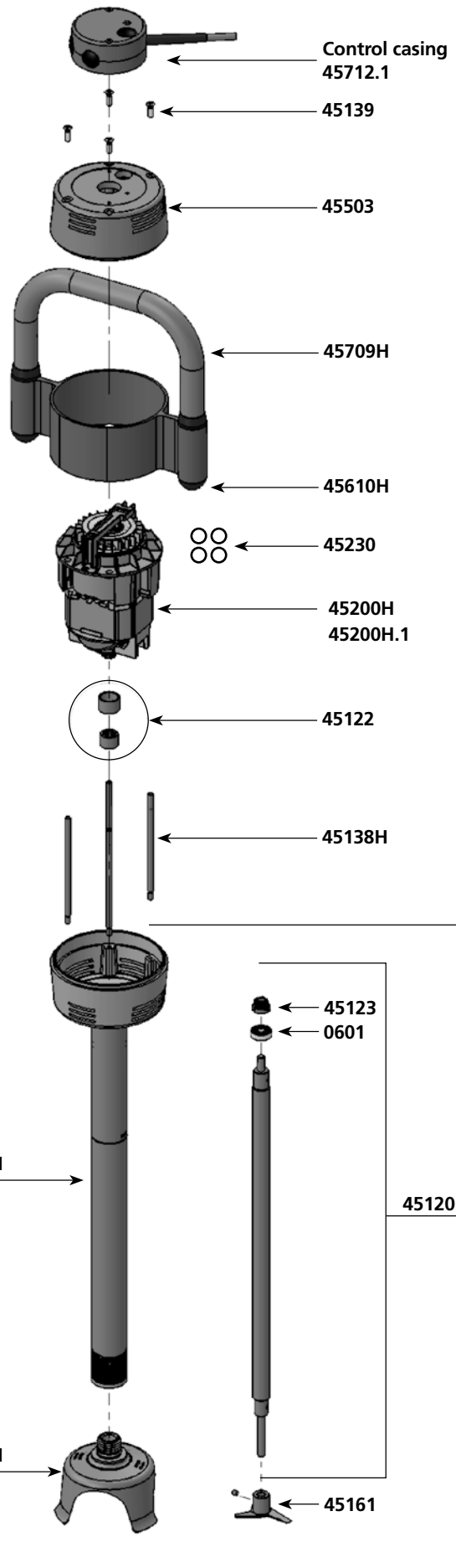
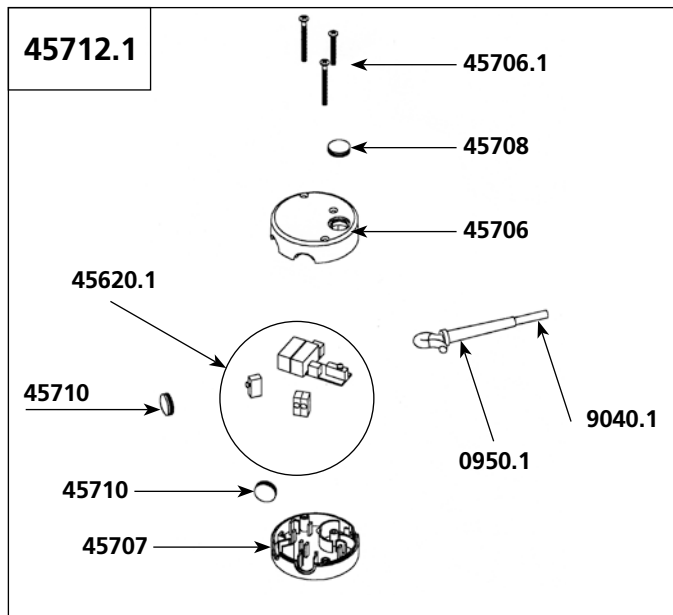
	Code	List \$	Price
Spacer rods (4)	45138	24.13	
Spacer screws (4)	45139	4.21	
Cutter blade w/screw	45161	60.23	
Motor 115 V	45200.1	864.25	
Motor 230 V	45200.2	987.28	
Squeezing washers (4)	45230	8.92	
Top housing	45503	322.24	
Kit w/ shaft. lower bearing. coupler. cutter	45533	332.40	
Handle cap (2)	45610	8.77	
Circuit board 115V	45620.1	190.03	
Plastic Fan	45633	25.86	
Top housing (orange plastic piece)	45706	28.85	
Screws control case set	45706.1	3.03	
Lower housing (orange plastic piece)	45707	26.50	
Handle cap protector (unit)	45708	4.72	
Sleeve & complete handle & label & cap	45709	322.24	
Handle cap protectors (unit)	45710	4.48	
Orange housing w/ screws	45711	51.22	
Foot assembly w/ lower bearing	45720.1	562.97	
Complete foot assembly	45722.1	842.63	
Power cord 115 V	9040.1	51.90	
Bearing support screws (3)	9902	1.81	
Stainless steel lower bearing screws (3)	9902.1	1.81	

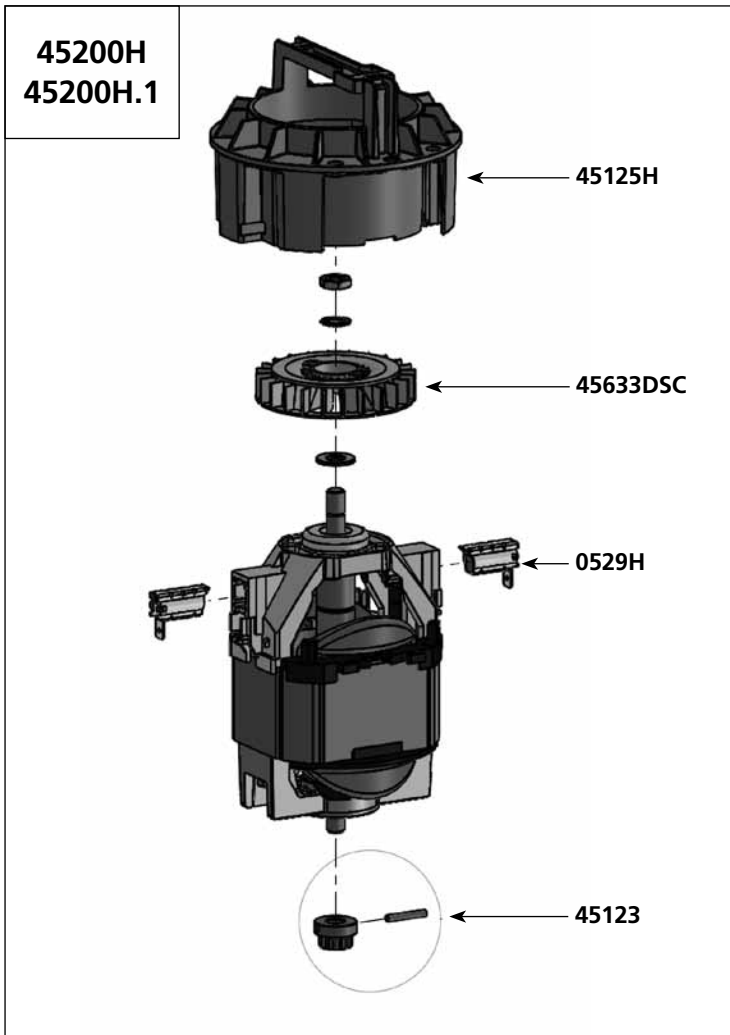
SMX 650 ES

Parts list	Code	List \$ Price
Ball bearing	0601	20.66
Wall bracket	0862	30.21
Strain relief 115 V	0950.1	3.61
Shaft & ball bearing	45120 H	250.96
Coupling sleeves	45122	35.09
Motor & shaft drive sprocket	45123	32.62
Removable complete bell	45130 H	417.88
Spacer rods (4)	45138 H	27.49
Spacer screws (4)	45139	4.21
Cutter blade w/ screw	45161	60.23
Motor 230 V	45200H	986.77
Motor 115 V	45200H.1	986.77
Squeezing washer (4)	45230	8.92
Top housing	45503	322.24
Handle cap (2)	45610H	10.02
Circuit board 115 V	45620.1	190.03
Top housing (orange plastic piece)	45706	28.85
Screws control case set	45706.1	3.03
Lower housing (orange plastic piece)	45707	26.50
Handle cap protector (unit)	45708	4.72
Sleeve & complete handle & label & cap	45709H	207.53
Handle cap protector (unit)	45710	4.48
Complete control casing 115 V	45712.1	347.09
Foot assembly w / lower brearing	45720H	642.88
Complete foot assembly	45722H	962.55
Power cord 115 V	9040.1	51.90



0862

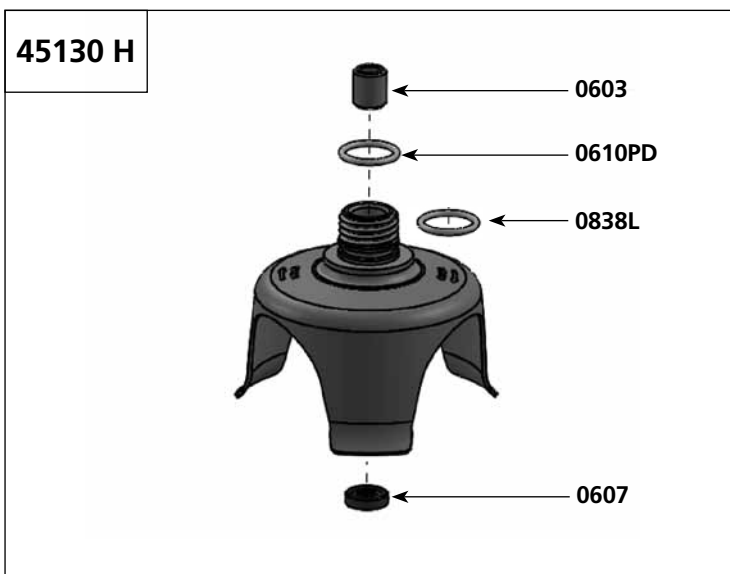




Parts list

Code List \$ Price

Brushes (2)	0529H	26.45
Motor & shaft drive sprocket	45123	32.62
Fan housing Plastic	45125H	231.09
Plastic Fan	45633DSC	25.86



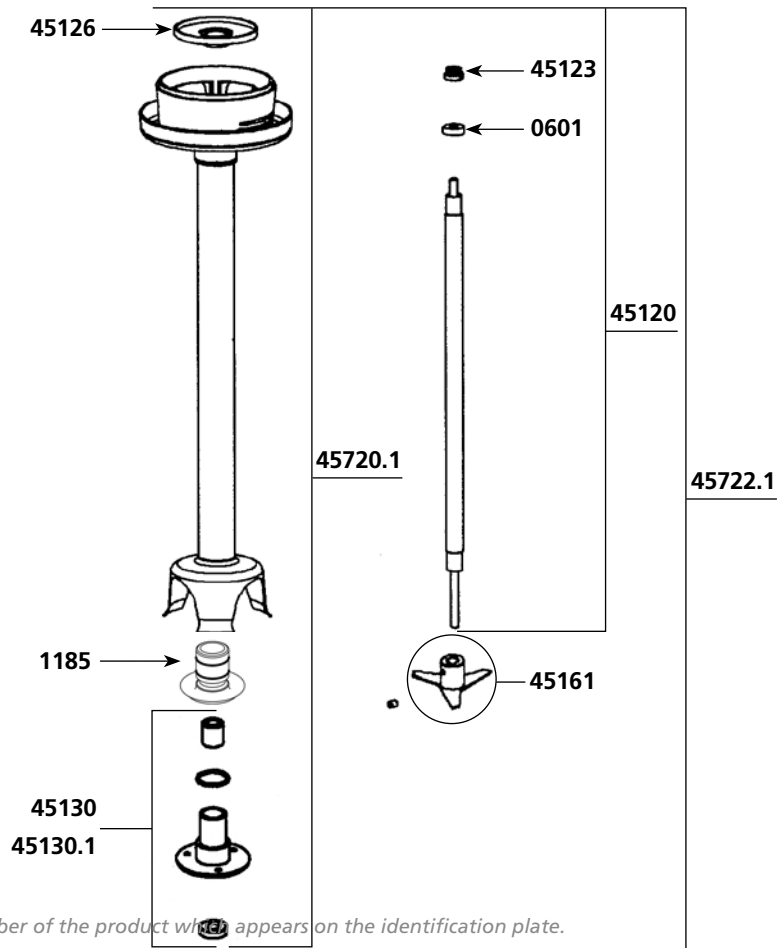
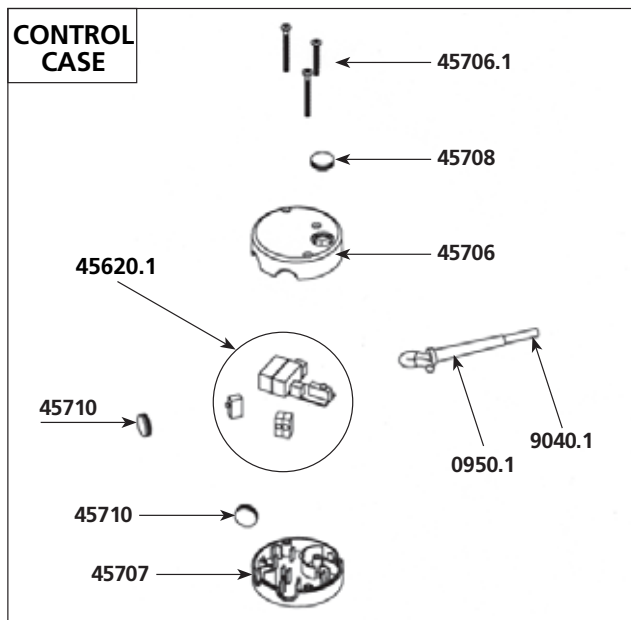
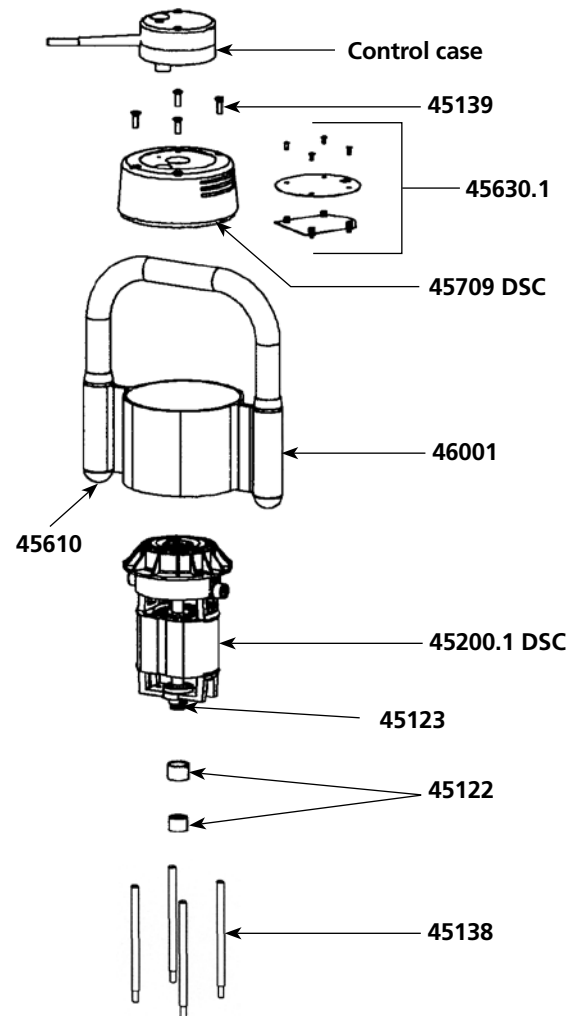
Parts list

Code List \$ Price

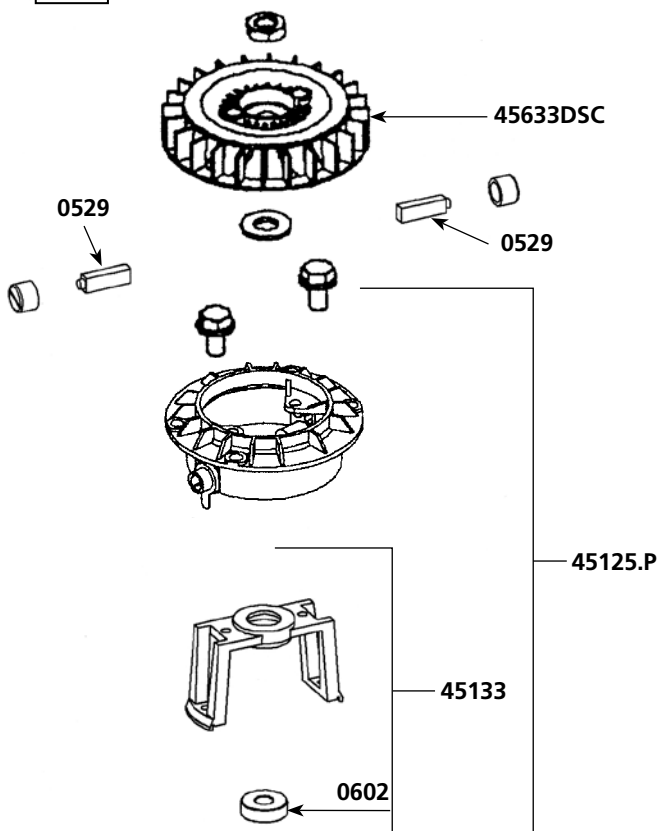
Self-lubricating ring	0603	4.79
Waterproof seal	0607	26.90
O. ring	0610PD	4.92
Friction washer	0838L	8.77

SMX 600 DSC - 115 V

Parts list	Code	List \$ Price
Motor brushes (pair)	0529	23.17
Ball bearing	0601	20.66
Motor ball bearing	0602	23.95
Self-lubricating ring	0603	4.79
Waterproof seal	0607	26.90
O. ring	0610	2.96
Rubber washer	0760	4.60
Clips	0776	1.76
Washer & bolt for fan	0777	1.76
Wall bracket	0862	30.21
Strain relief 115 V	0950.1	3.61
ID label 115 V	1009	20.32
Lower bearing assembly support	1185	33.24
Shaft & ball bearing	45120	219.81
Coupling sleeves	45122	35.09
Motor + drive sprocket	45123	32.62
Fan housing Plastic	45125.P	202.38
Double isolation plate	45126	23.33
Lower bearing assembly	45130	52.34
Complete stainless steel lower bearing	45130.1	107.49
Brush Holder w/cap (1)	45131.1	96.76
Lower motor casing	45132	106.35
Upper motor casing	45133	106.35
Stator 115 V	45135.1	556.15
Rotor 115 V	45136.1	556.15
Motor field screws (2)	45137	4.02



A

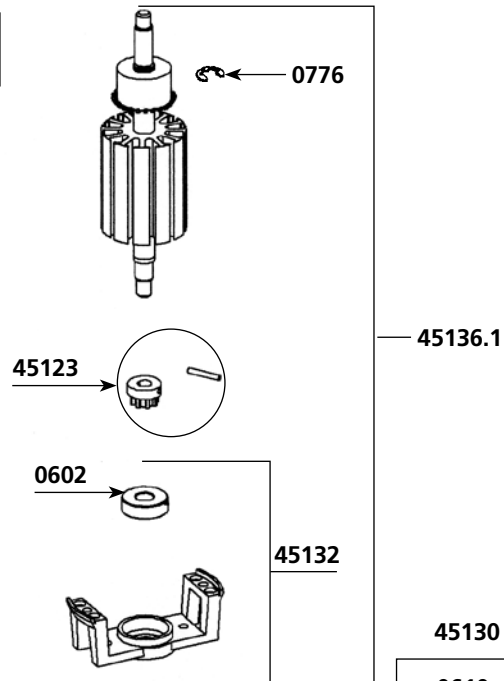


Parts list

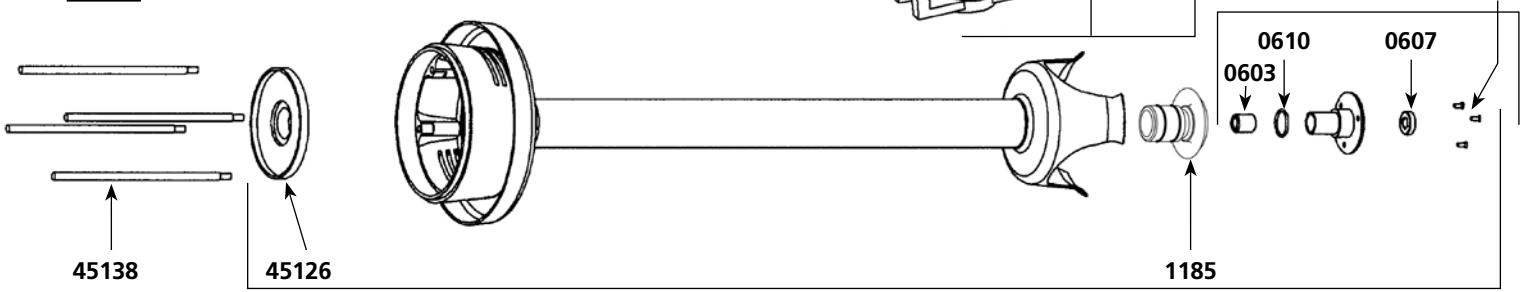
Code List \$ Price

Spacer rods (4)	45138	24.13
Spacer screws (4)	45139	4.21
Cutter blade w/screw	45161	60.23
Motor 115 V (complete)	45200.1DSC	987.28
Squeezing washer (4)	45230	8.92
Sleeve & complete handle & label & cap	45709DSC	322.24
Kit w/ shaft, lower bearing, coppler, cutter	45533	332.40
Handle cap (2)	45610	8.77
Circuit board	45620.1	190.03
Regulation circuit board	45630.1	196.68
Plastic Fan	45633DSC	25.86
Top housing (orange plastic piece)	45706	28.85
Screws control case set	45706.1	3.03
Orange housing (orange plastic piece)	45707	26.50
Lock button rubber cap (unit)	45708	4.72
Sleeve + handle + label + stopper	46001	184.67
Rubber cap button	45710	4.48
Lower housing w/ screws	45711	51.22
Foot assembly	45720.1	562.97
Complete foot assembly	45722.1	842.63
Power cord 115V	9040.1	51.90
Lower bearing screws (3)	9902	1.81
Stainless steel lower bearing screws (3)	9902.1	1.81

B

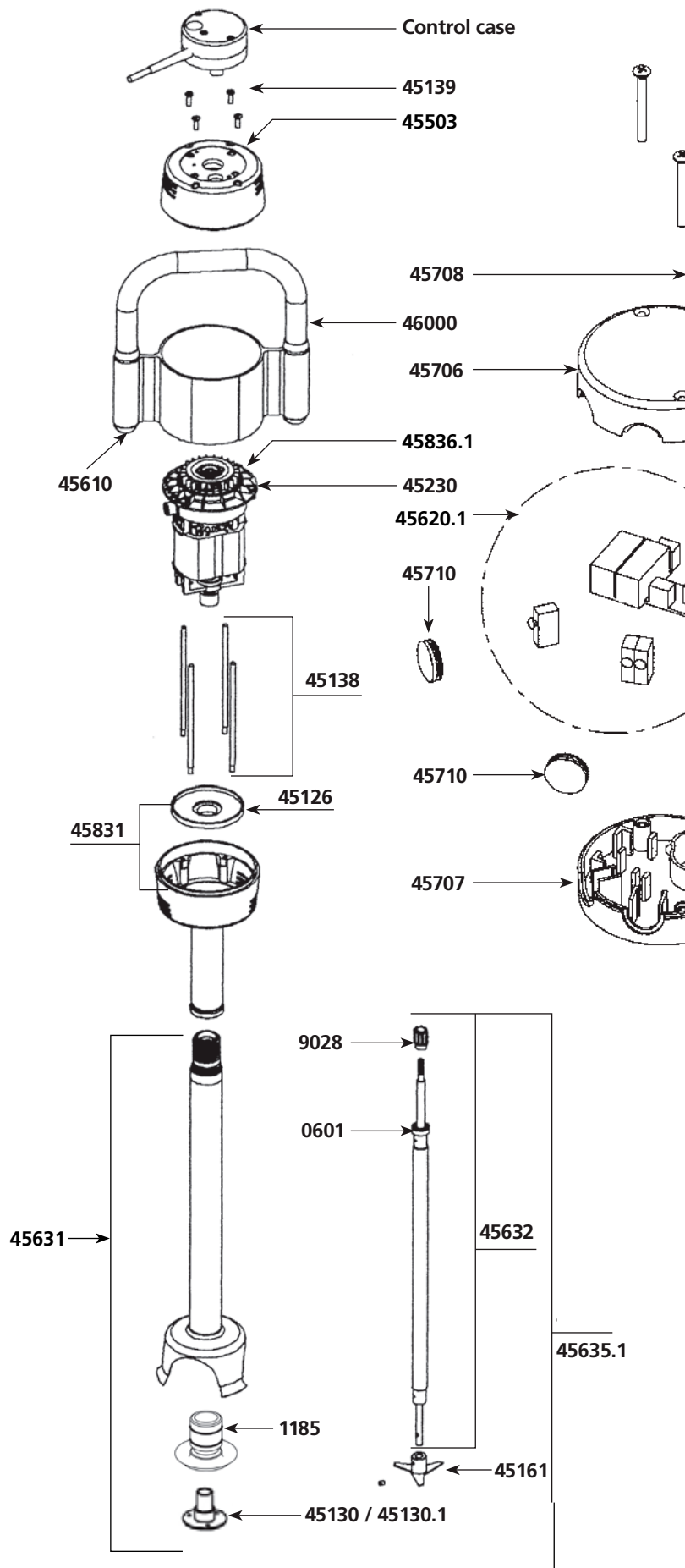


C



45720.1

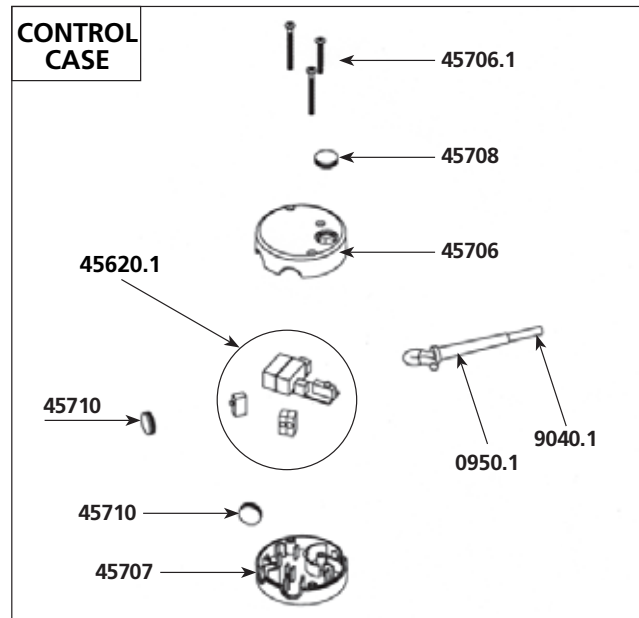
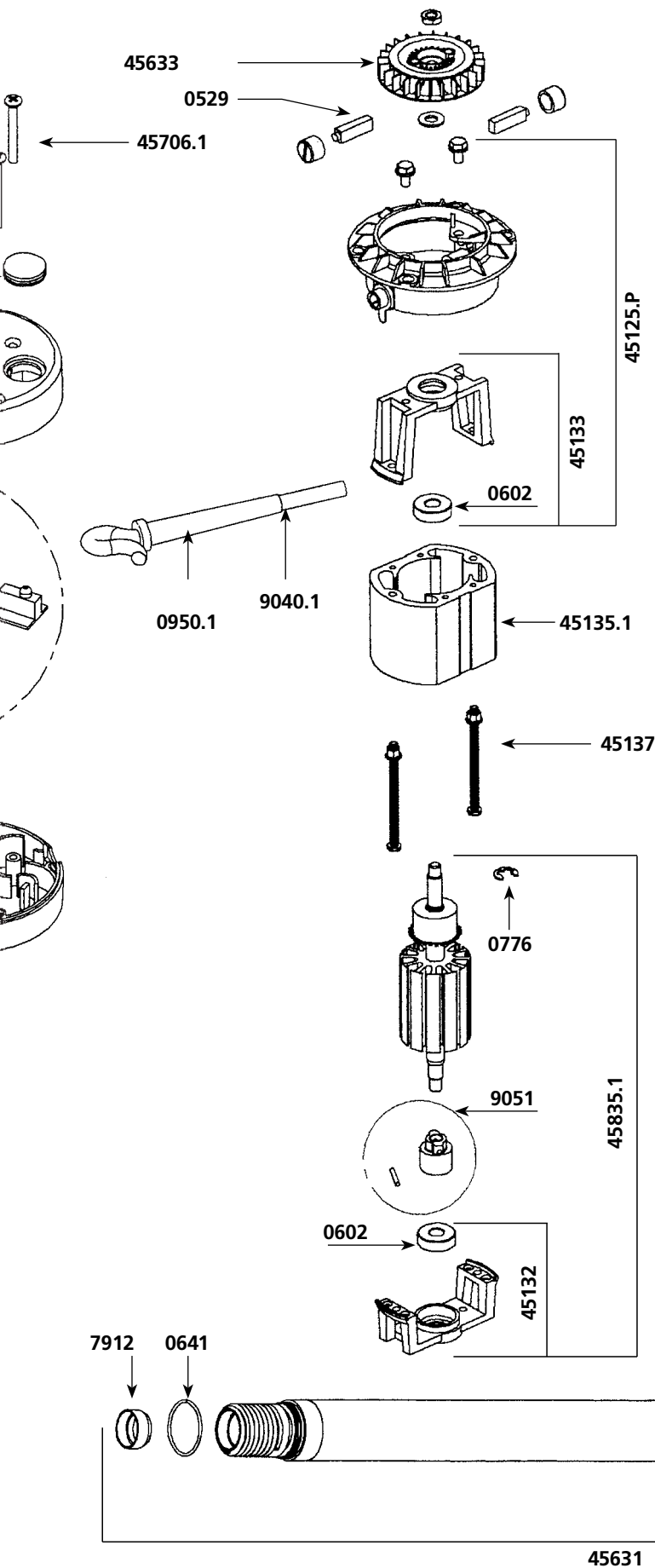
Parts list	Code	List \$ Price
Carbon brushes (pair)	0529	23.17
Ball bearing	0601	20.66
Motor ball bearing	0602	23.95
Self-lubricating ring	0603	4.79
Waterproof seal	0607	26.90
O. ring	0610	2.96
Toric seal	0641	4.28
Rubber washer	0760	4.60
Clips	0776	1.76
Washer & bolt for fan	0777	1.76
Wall bracket	0862	30.21
Strain relief 115 V	0950.1	3.61
Bearing holder + seal	1185	33.24
ID label 115 V	1094	3.62
Fan housing Plastic	45125.P	202.38
Double isolation plate	45126	23.33
Lower bearing assembly	45130	52.34
Complete stainless steel lower bearing	45130.1	107.49
Brush Holder w/cap (1)	45131	96.76
Lower motor casing	45132	106.35
Upper motor casing	45133	106.35
Stator 115 V	45135.1	556.15
Stator screws(2)	45137	4.02
Braces (4)	45138	24.13
Brace screws (4)	45139	4.21
Cutter blade w/ screw	45161	60.23
Squeezing washers (4)	45230	8.92
Upper motor casing	45503	322.24
Handle cap (2)	45610	8.77
Circuit board 115 V	45620.1	190.03
Foot assembly w/ stainless steel bearing assembly	45631	536.20
Shaft & ball bearing	45632	213.33
Fan	45633	25.86
Complete foot assembly (stainless steel lower bearing)	45635.1	871.77
Top housing (orange plastic piece)	45706	28.85
Screws control case set	45706.1	3.03
Lower housing (orange plastic piece)	45707	26.50
Handle cap protector (unit)	45708	4.72



Parts list

Code List \$ Price

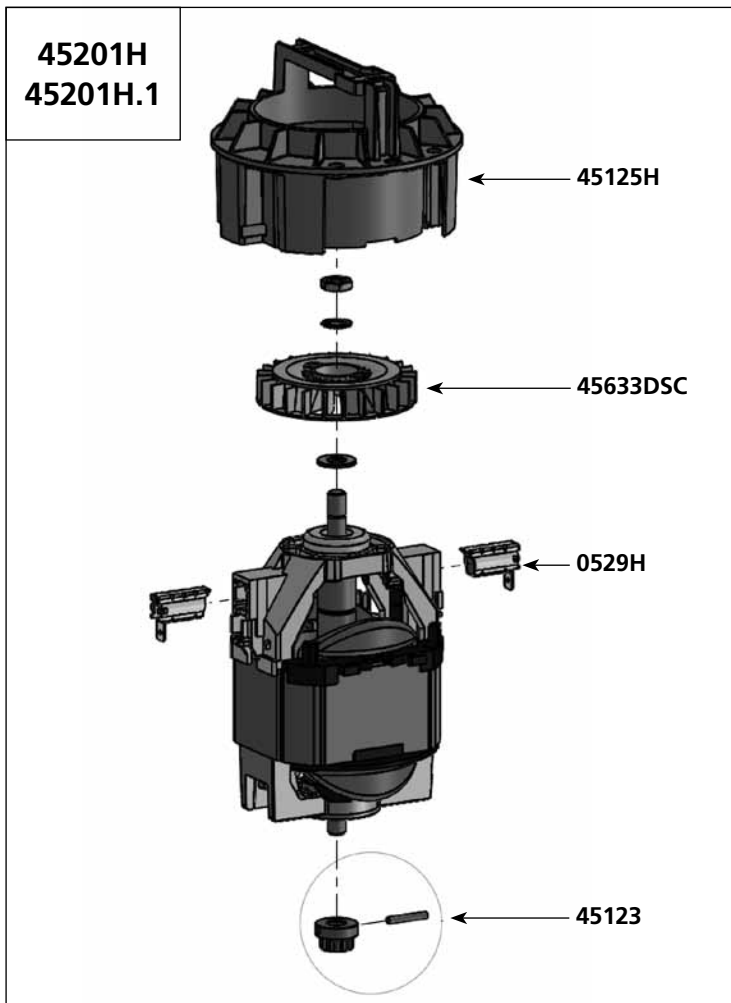
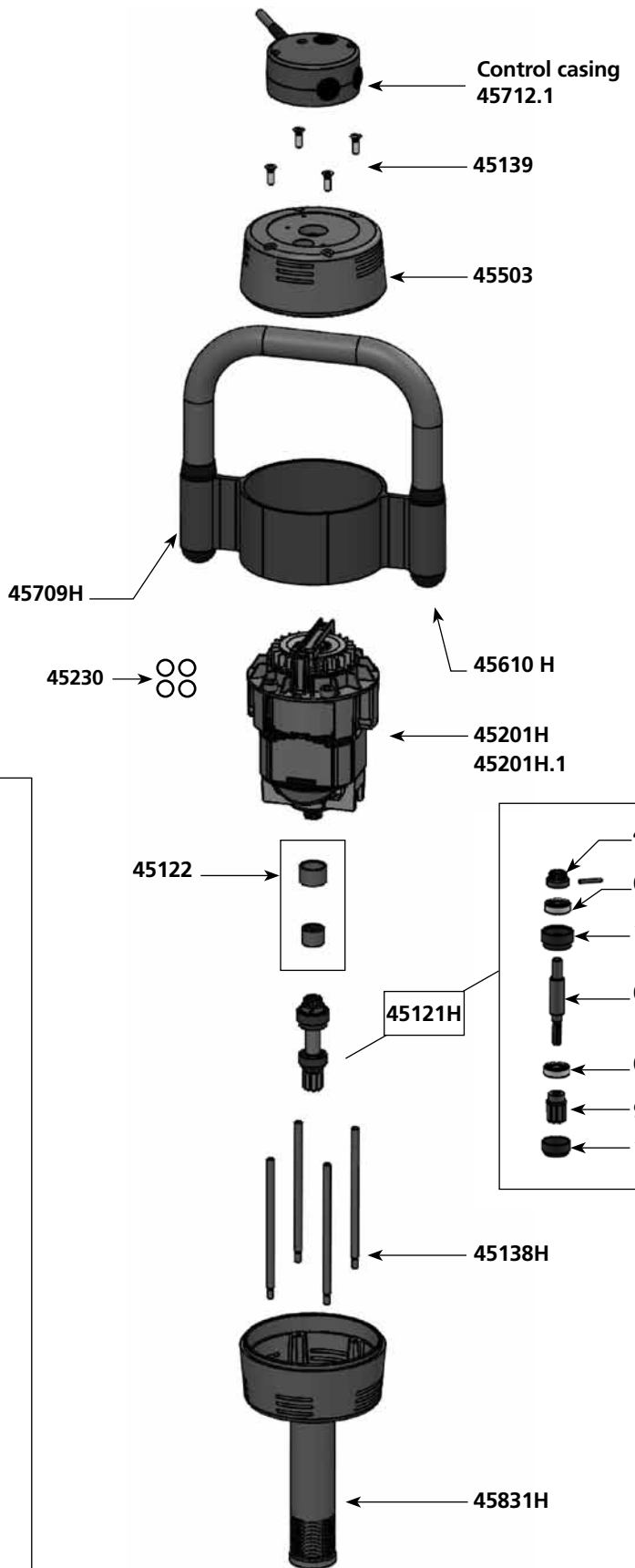
Handle cap protector (unit)	45710	4.48
Complete housing w/ screws	45711	51.22
Lower housing	45831	497.00
Rotor 115 V	45835.1	556.15
Motor 115 V	45836.1	864.25
Sleeve & complete handle & label & cap	46000	184.67
Ball bearing ring	7912	5.44
Motor & shaft drive sprocket	9028	13.72
Power cord 115 V	9040.1	51.90
Coupling casing + pin	9051	21.81
Lower bearing screws - Stainless steel (3)	9902	1.81
Stainless steel lower bearing screws (3)	9902.1	1.81



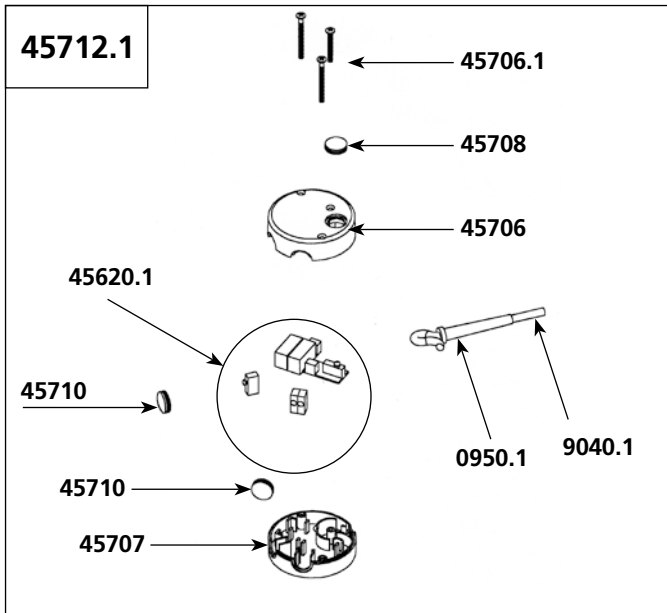
45631

SMX 750 ES

Parts list	Code	List \$ Price
Carbon brushes (pair)	0529H	26.45
Ball bearing	0601i	23.56
Equipped output axle	0807H	56.72
Ball bearing ring	119950	6.71
Ball bearing ring	119964	7.03
Output shaft	45121H	140.43
Coupling sleeves	45122	35.09
Motor & shaft drive sprocket	45123	32.62
Plastic fan housing	45125H	231.09
Spacer rods (4)	45138H	27.49
Spacer screws (4)	45139	4.21
Motor 230 V	45201H	1,023.75
Motor 115 V	45201H.1	1,023.75
Squeezing washer (4)	45230	8.92
Top housing	45503	322.24
Handle cap (2)	45610H	10.02
Plastic Fan	45633 DSC	25.86
Sleeve & complete handle & label & cap	45709H	207.53
Complete control casing 115V	45712.1	347.09
Lower housing	45831H	564.10
Motor & shaft drive sprocket	9028	13.72

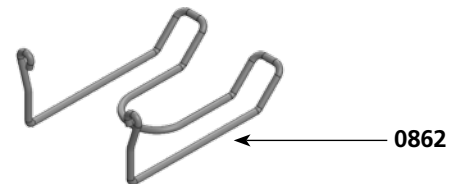
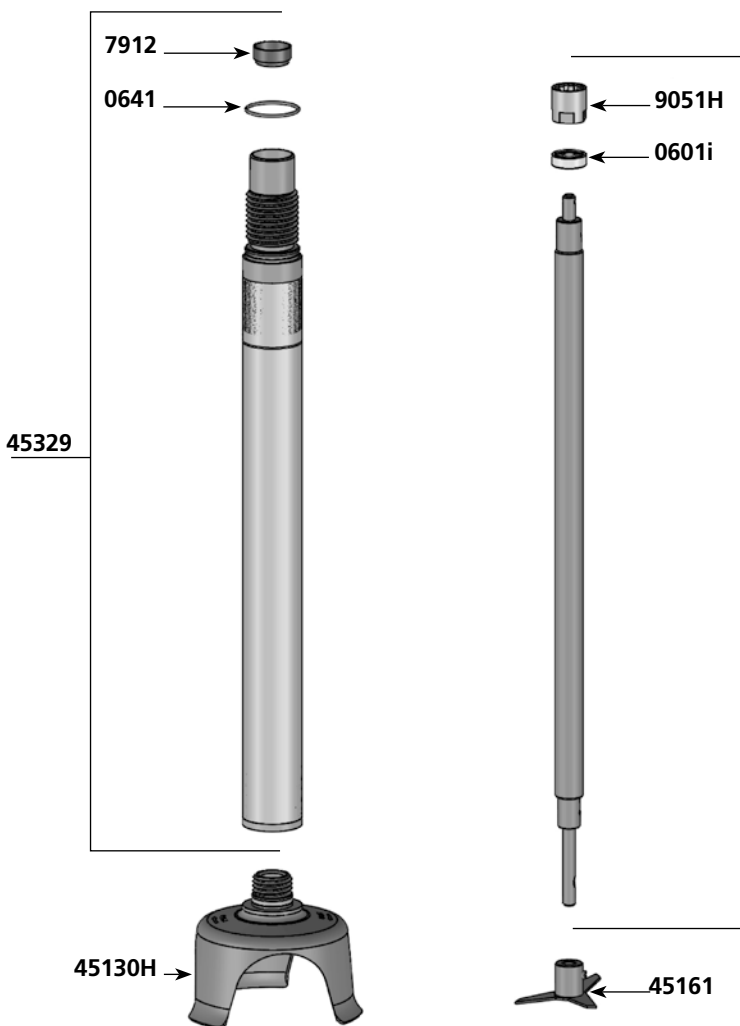


SMX 750 ES Attachment - Ref AC075T (Complete Attachment)



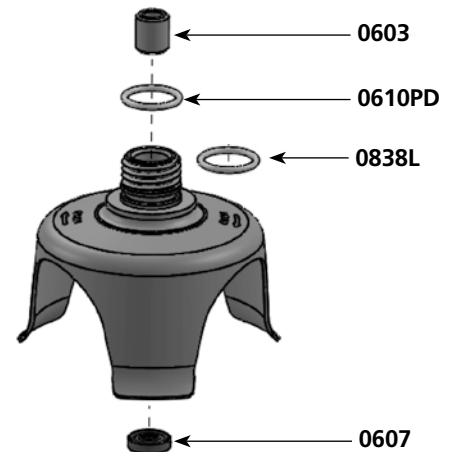
Parts list

	Code	List \$ Price
Ball bearing	0601i	23.56
Self-lubricating ring	0603	4.79
Waterproof seal	0607	26.90
O. ring	0610PD	4.92
Toric seal	0641	4.28
Friction washer	0838L	8.77
Wall bracket	0862	30.21
Strain relief 115 V	0950.1	3.61
Ball bearing ring	7912	5.44
Motor & shaft drive sprocket	9028	13.72
Power cord 115 V	9040.1	51.90
Coupling casing + pin	9051H	54.57
Removable complete bell	45130H	417.88
Cutter blade w/ screw	45161	60.23
Shaft & bearing	45328	248.47
Foot assembly	45329	642.88
Circuit board 115 V	45620.1	190.03
Top housing (orange plastic piece)	45706	28.85
Screws control case set	45706.1	3.03
Lower housing (orange plastic piece)	45707	26.50
Handle cap protector (unit)	45708	4.72
Handle cap protector (unit)	45710	4.48

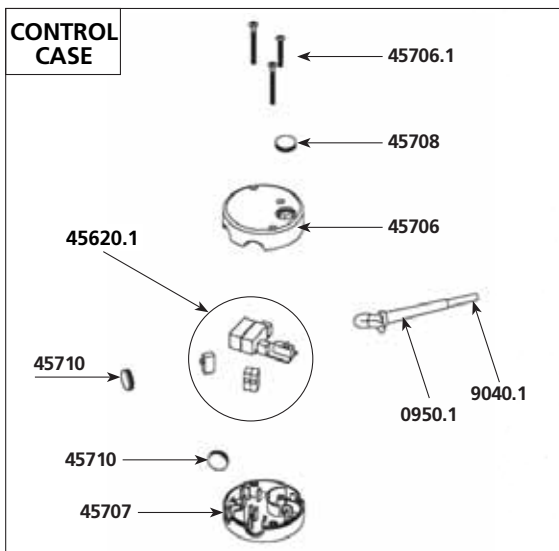
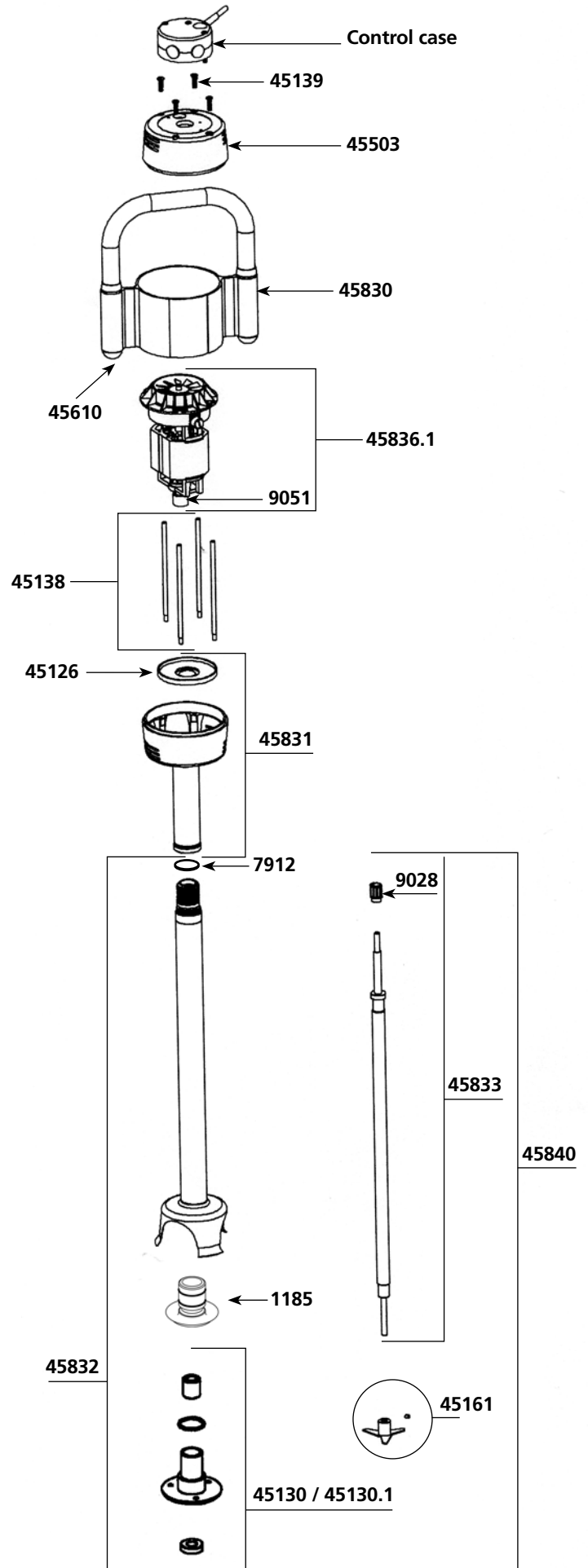


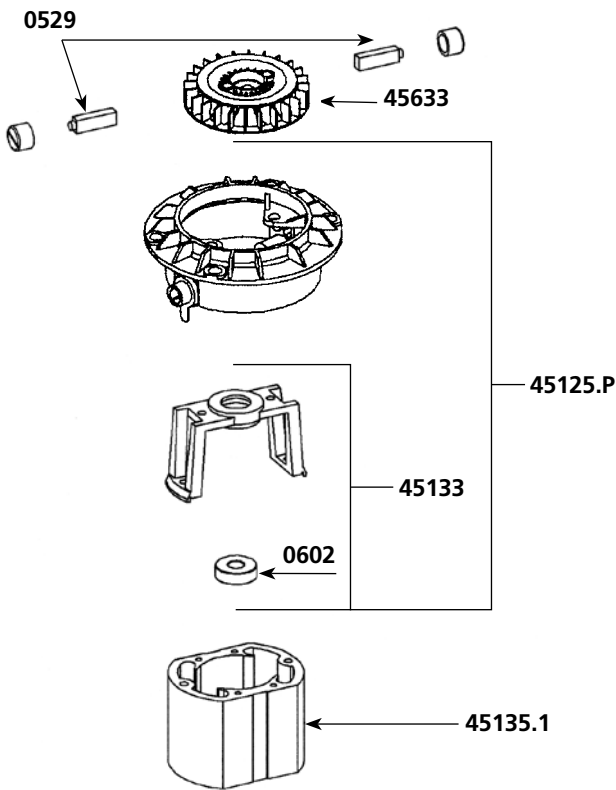
45328

45130 H

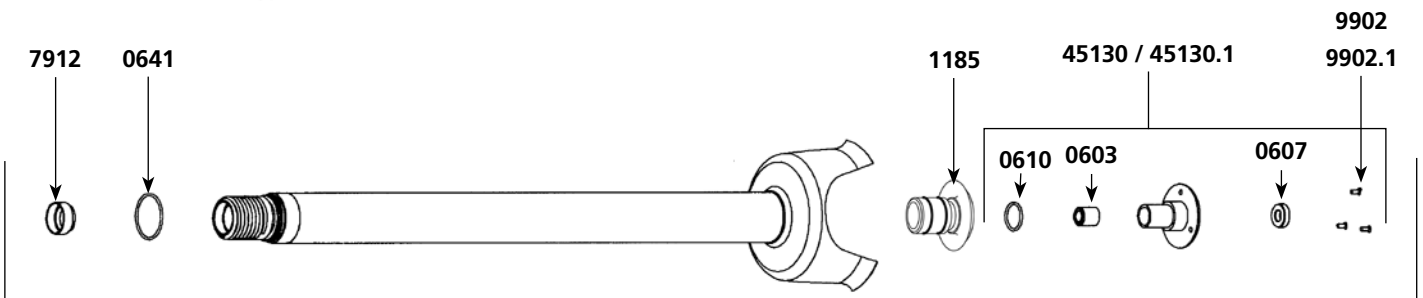
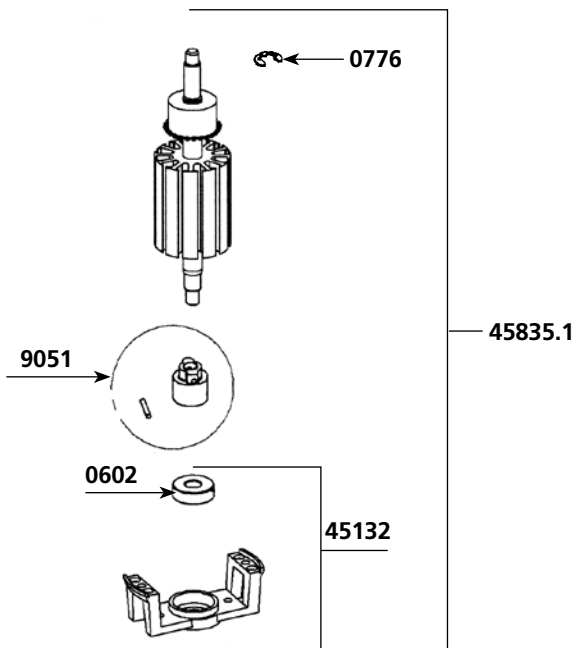


Parts list	Code	List \$ Price
Aluminium Fan	0509	14.08
Motor brushes (pair)	0529	23.17
Ball bearing	0601	20.66
Motor ball bearing	0602	23.95
Self-lubricating ring	0603	4.79
Waterproof seal	0607	26.90
O. ring	0610	2.96
Toric seal	0641	4.28
Rubber washer	0760	4.60
Clips	0776	1.76
Washer & bolt for fan	0777	1.76
Wall bracket	0862	30.21
Strain relief 115 V	0950.1	3.61
ID label 115 V	1074	20.32
Lower bearing assembly support	1185	33.24
Fan housing Plastic	45125.P	202.38
Double isolation plate	45126	23.33
Lower bearing assembly	45130	52.34
Complete stainless steel lower bearing	45130.1	107.49
Brush Holder w/cap (1)	45131	96.76
Lower motor casing	45132	106.35
Upper motor casing	45133	106.35
Stator 115 V	45135.1	556.15
Stator screws(2)	45137	4.02
Spacer rods (4)	45138	24.13
Spacer screws (4)	45139	4.21
Cutter blade w/screw	45161	60.23
Squeezing washer (4)	45230	8.92
Top housing	45503	322.24
Handle cap (2)	45610	8.77
Circuit board 115 V	45620.1	190.03





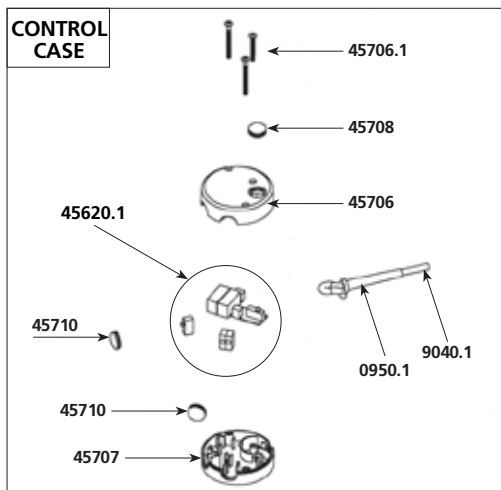
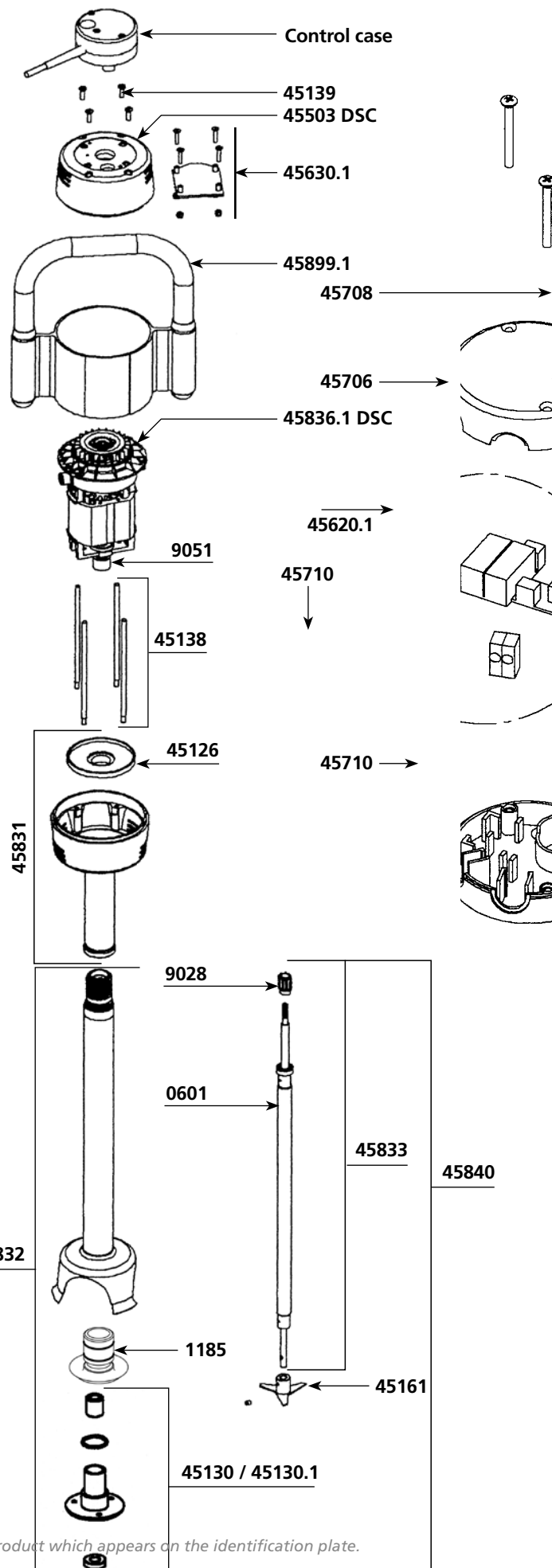
Parts list	Code	List \$ Price
Plastic fan	45633	25.86
Top housing (orange plastic piece)	45706	28.85
Screws control case set	45706.1	3.03
Lower housing (orange plastic piece)	45707	26.50
Lock button rubber cap (unit)	45708	4.72
Handle cap protector (unit)	45710	4.48
Orange housing w/ screws	45711	51.22
Sleeve & complete handle & label & cap	45830	184.67
Lower housing (aluminum)	45831	497.00
Foot assembly w/ bearing assembly	45832	571.59
Shaft. ball bearing + coupler	45833	226.61
Kit w/ shaft, lower bearing, coupler, cutter	45834	339.18
Rotor 115 V	45835.1	556.15
Motor 115 V (complete)	45836.1	864.25
Complete foot assembly	45840	924.20
Ball bearing sleeve	7912	5.44
Coupler for shaft	9028	13.72
Power cord (115v)	9040.1	51.90
Coupling casing + pin	9051	21.81
Lower bearing screws (3)	9902	1.81
Stainless steel lower bearing screws (3)	9902.1	1.81

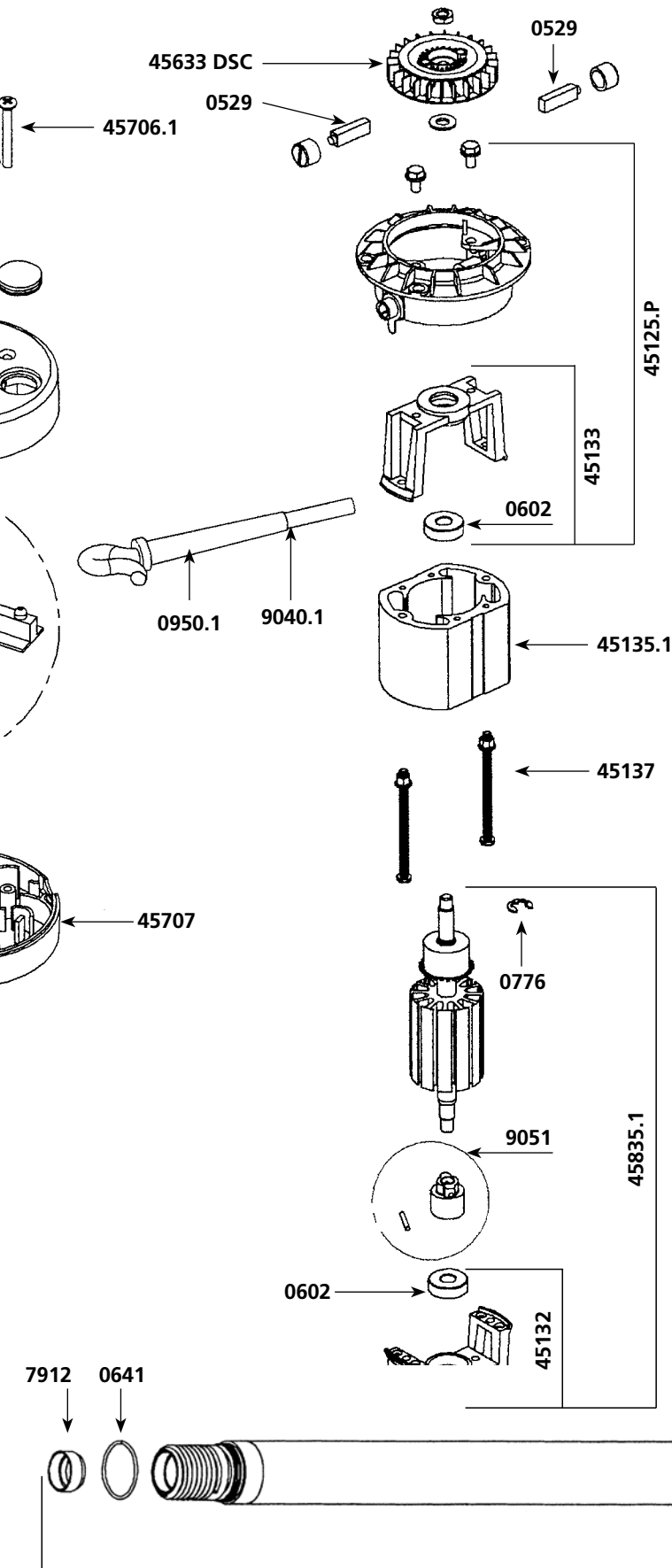


45832

SMX 800 DSC - 115 V

Parts list	Code	List \$ Price
Motor brushes (pair)	0529	23.17
Ball bearing	0601	20.66
Motor ball bearing	0602	23.95
Self-lubricating ring	0603	4.79
Waterproof seal	0607	26.90
O. ring	0610	2.96
Toric seal	0641	4.28
Rubber washer	0760	4.60
Clips	0776	1.76
Washer & bolt for fan	0777	1.76
Wall bracket	0862	30.21
Strain relief 115 V	0950.1	3.61
ID label 115V	1099	20.32
Lower bearing assembly support	1185	33.24
Fan housing Plastic	45125.P	202.38
Double isolation plate	45126	23.33
Lower bearing assembly	45130	52.34
Complete stainless steel lower bearing	45130.1	107.49
Brush Holder w/cap (1)	45131.1	96.76
Lower motor casing	45132	106.35
Upper motor casing	45133	106.35
Stator 115 V	45135.1	556.15
Motor field screws (4)	45137	4.02
Spacer rods (4)	45138	24.13
Spacer screws (4)	45139	4.21
Cutter blade w/screw	45161	60.23
Squeezing washers (4)	45230	8.92
Top housing	45503DSC	322.65
Handle cap (2)	45610	8.77
Circuit board	45620.1	190.03
Regulation circuit board	45630.1	196.68
Fan (DSC)	45633DSC	25.86
Top housing (orange plastic piece)	45706	28.85
Screws control case set	45706.1	3.03
Lower housing (orange plastic piece)	45707	26.50
Lock button rubber cap (unit)	45708	4.72
Rubber button cap	45710	4.48





Parts list

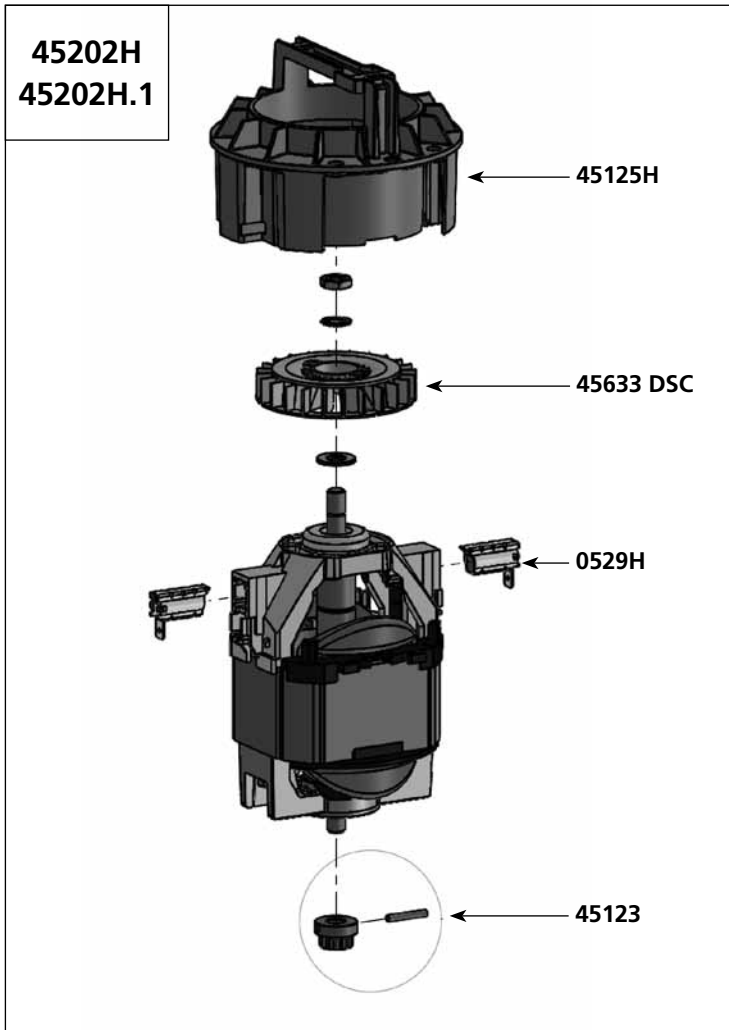
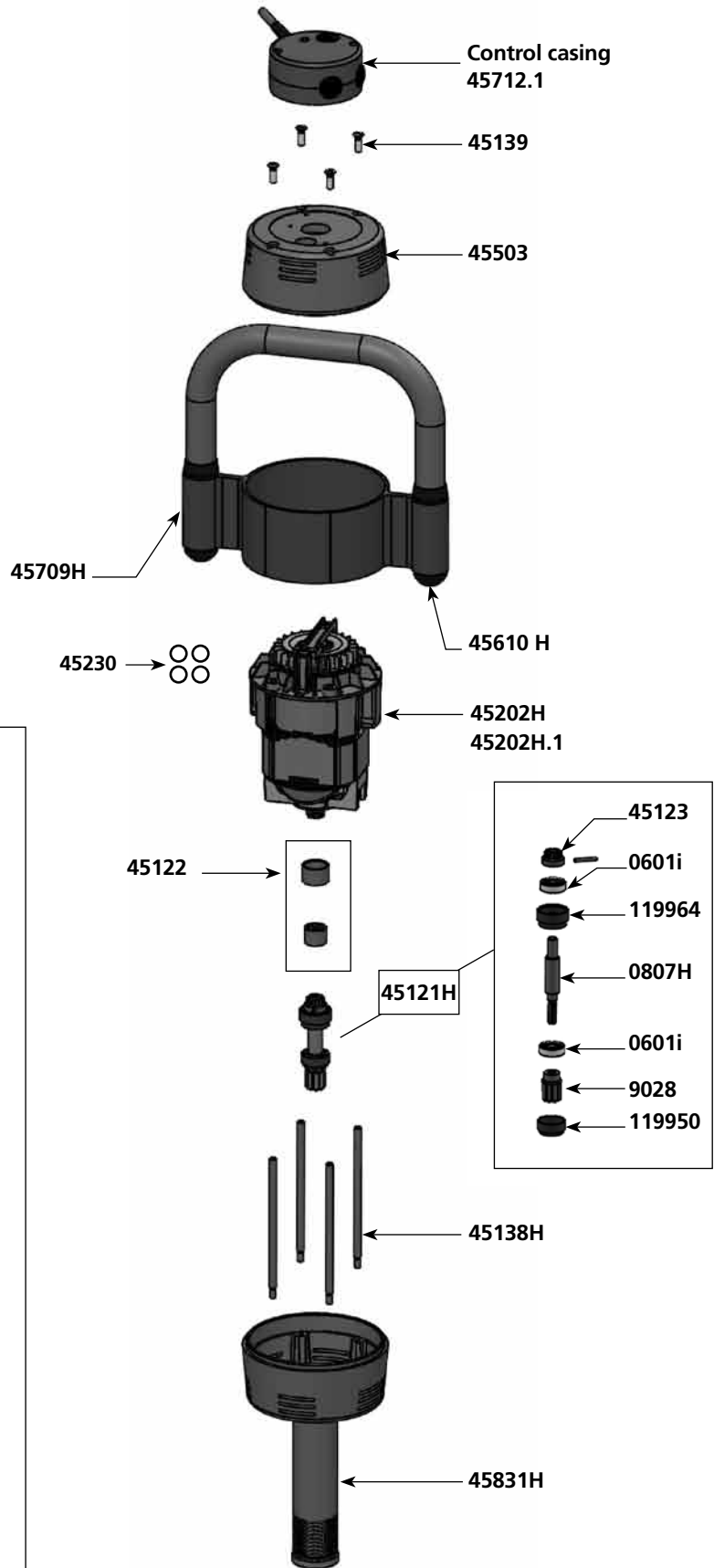
Code List \$ Price

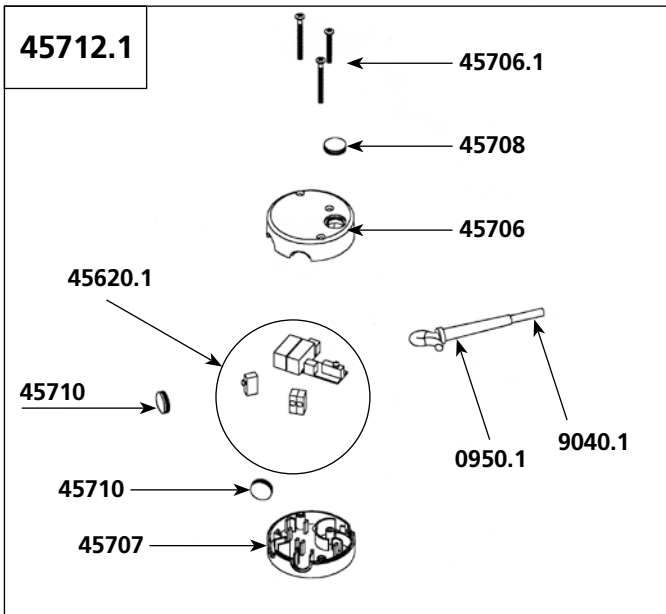
	Code	List \$	Price
Orange housing w/ screws	45711	51.22	
Lower housing	45831	497.00	
Foot assembly w/ bearing assembly	45832	571.59	
Shaft & ball bearing	45833	226.61	
Kit w/ shaft, lower bearing, coupler, cutter	45834	339.18	
Rotor 115 V	45835.1	556.15	
Motor 115 V (complete)	45836.1DSC	864.25	
Complete foot assembly	45840	924.20	
Sleeve + handle + label + stopper	45899.1	184.67	
Ball bearing sleeve	7912	5.44	
Coupler for shaft	9028	13.72	
Power cord 115 V	9040.1	51.90	
Coupling casing + pin	9051	21.81	
Lower bearing screws (3)	9902	1.81	
Stainless steel lower bearing screws (3)	9902.1	1.81	

45832

SMX 850 ES

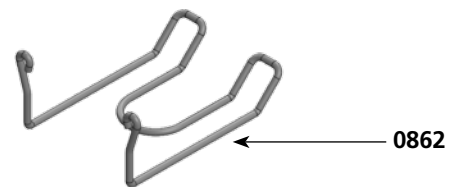
Parts list	Code	List \$ Price
Carbon brushes (pair)	0529H	26.45
Ball bearing	0601i	23.56
Equipped output axle	0807H	56.72
Ball bearing ring	119950	6.71
Ball bearing ring	119964	7.03
Output shaft	45121H	140.43
Coupling sleeves	45122	35.09
Motor & shaft drive sprocket	45123	32.62
Fan housing Plastic	45125H	231.09
Spacer rods (4)	45138H	27.49
Spacer screws (4)	45139	4.21
Motor 230 V	45202H	1,062.09
Motor 115 V	45202H.1	1,062.09
Squeezing washer (4)	45230	8.92
Top housing	45503	322.24
Handle cap (2)	45610H	10.02
Plastic Fan	45633DSC	25.86
Sleeve & complete handle & label & cap	45709H	207.53
Complete control casing 115V	45712.1	347.09
Lower housing	45831H	564.10



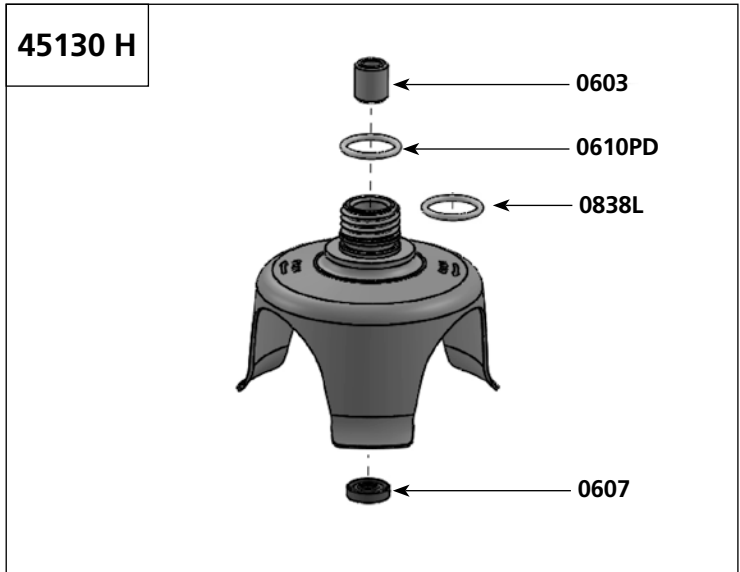


SMX 850 ES Attachment - Ref AC076T
(Complete Attachment)

Parts list	Code	List \$ Price
Ball bearing	0601i	23.56
Self-lubricating ring	0603	4.79
Waterproof seal	0607	26.90
O. ring	0610PD	4.92
Toric seal	0641	4.28
Friction washer	0838L	8.77
Wall bracket	0862	30.21
Strain relief 115 V	0950.1	3.61
Ball bearing ring	7912	5.44
Motor & shaft drive sprocket	9028	13.72
Power cord 115 V	9040.1	51.90
Coupling casing + pin	9051H	54.57
Removable complete bell	45130H	417.88
Cutter blade w/ screw	45161	60.23
Shaft & bearing	45324	264.66
Foot assembly	45325	653.52
Circuit board 115 V	45620.1	190.03
Top housing (orange plastic piece)	45706	28.85
Screws control case set	45706.1	3.03
Lower housing (orange plastic piece)	45707	26.50
Handle cap protector (unit)	45708	4.72
Handle cap protector (unit)	45710	4.48




45324



SMX BLENDER

Parts list	Code	List \$ Price
O. ring	0641	4.28
Self-lubricating ring	0666	22.76
Waterproof seal	0667	48.53
Blender bell	1412	280.74
Blender hammer	1413	95.40
Blender key	1445	31.33
Plastic sleeve	7912	5.44
Coupler for armature	9028	13.72
Shaft	45326	292.88
Foot assembly	45327	597.48
Ball bearing	0601i	23.56
Coupler for armature	9051H	54.57



Parts list

Code List \$ Price

Jib assembling.....9346

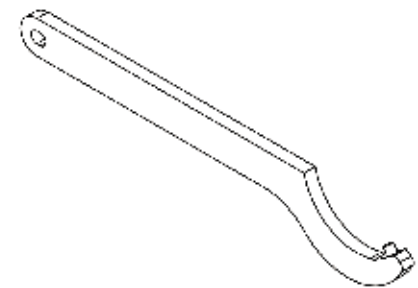
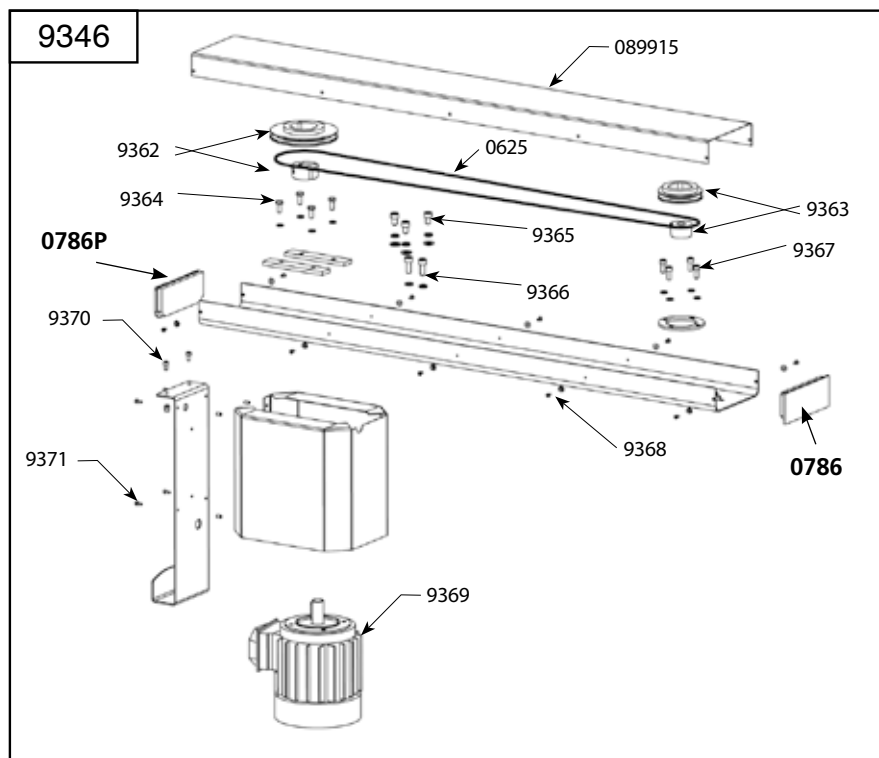
Transmission belt	0625	221.59
Front jib cap	0786	89.51
Back jib cap	0786P	140.40
Cover	089915	377.26
Directing pulley + hub	9362	563.63
Conducting pulley + hub	9363	385.66
Screw set + washers for fixing the motor	9364	53.43
Screw set + washers for fixing the jib	9365	65.24
Screw set + washers for fixing the axle-brake	9366	47.48
Screw set + washers for fixing the tube	9367	65.24
Screw set + washers for fixing the cover	9368	66.88
Motor	9369	1,631.55
Screw set + nuts for fixing the steel sheet on the jib	9370	29.65
Screw set for fixing the steel sheet on the motor housing	9371	32.64

Parts list

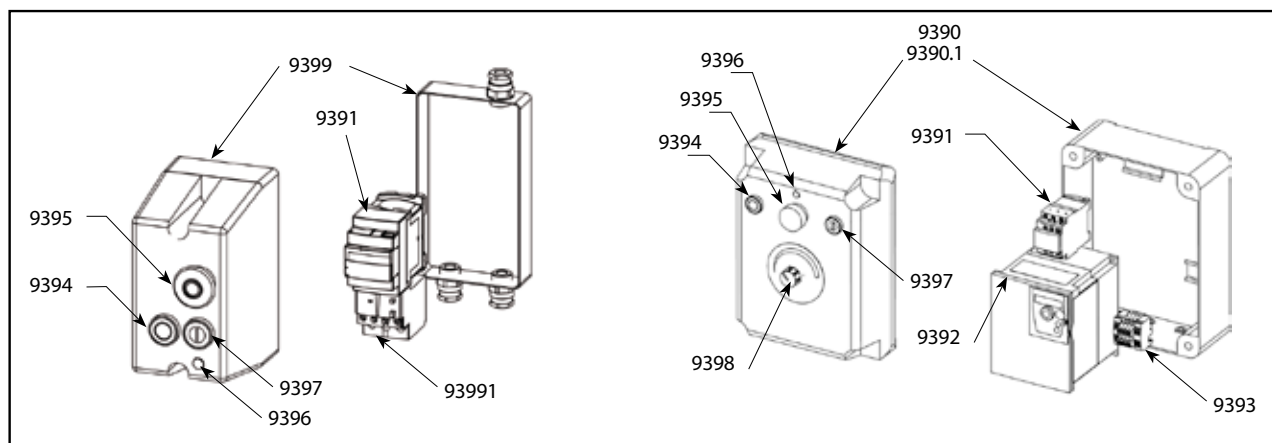
Code List \$ Price

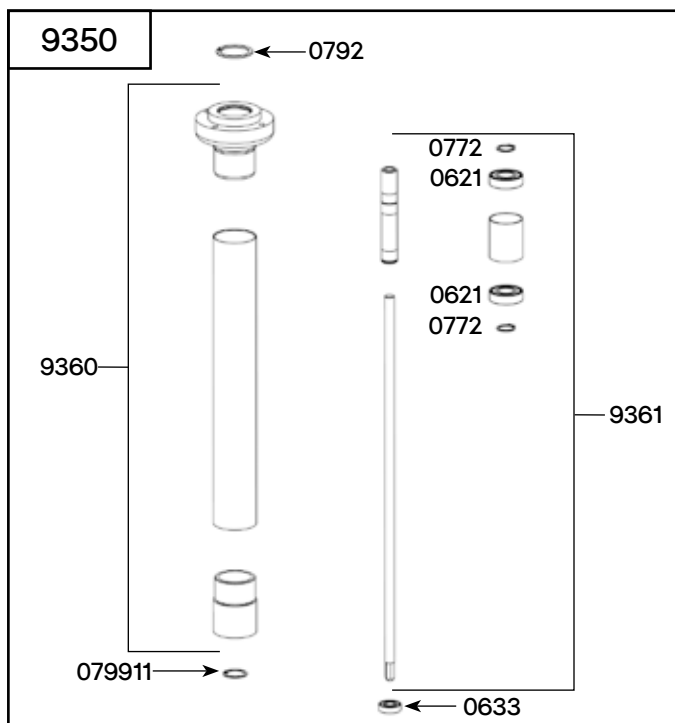
Electrical Box

Box case + pe	9390	440.90
Stainless steel box + pe	9390.1	1,636.84
Motor connector	9391	249.07
Phased 2.2kw variator	9392	2,768.73
Connection terminal	9393	93.21
Stop push button	9394	136.92
"Emergency stop" button	9395	162.46
On/off light	9396	57.04
"On/off" push button	9397	136.92
Potentiometer + push button	9398	184.61
PE DEI DSI button	9399	322.06
Thermal relay	93991	445.24



Parts list	Code	List \$ Price
Spanner wrench	9388	198.64



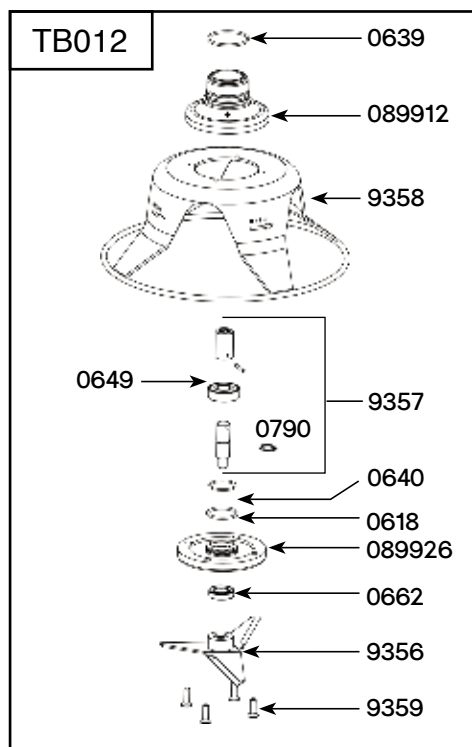


Parts list **Code List \$ Price**
Foot attachment assembling 9350 1,633.68

Ball bearing (unit)	0621	56.63
Ball bearing	0633	35.60
Clips (2)	0772	15.13
Rubber ring for upper bearing holder	0792	12.46
Rubber ring case	079911	11.28
Bearing holder. brace. case	9360	836.56
Drive shaft	9361	795.03

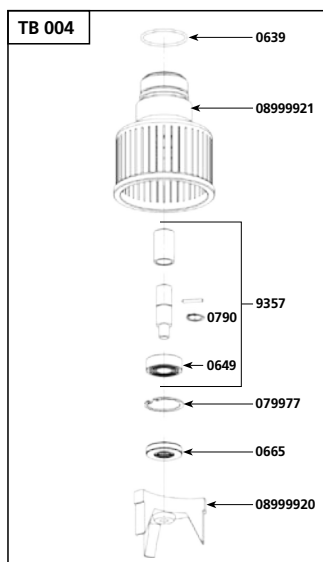
Detachable bell assembling TB012

Toric joint 30 x 3	0618	7.26
Toric joint 42 x 2.5	0639	22.92
Toric joint 34 x 2	0640	17.79
Ball bearing	0649	121.33
Waterproof lip seal	0662	118.96
Open head locking washer	0790	7.80
Lower bearing	089912	567.49
Seal support	089926	425.72
Waterproofness set (seal + ball bearing + screws + open head locking washer)	9349	232.63
Blade	9356	385.66
Lower shaft + bearing+coupling + clips	9357	436.05
Protection bell	9358	243.24
Assembling set of screw for the bell	9359	24.36



Detachable blender assembling TB 004

Toric joint	0639	22.92
Ball bearing	0649	121.33
Waterproof seal	0665	92.18
Elastic ring 15	0790	7.80
Elastic ring 35	079977	32.85
Hammer	08999920	764.40
BLENDER POWER PRO bell	08999921	1,822.27
Waterproof set (seal + bearing + screw + clips)	9348	254.16
Lower shaft + bearing + coupling + clips	9357	436.05



Parts list **Code** **List \$ Price**

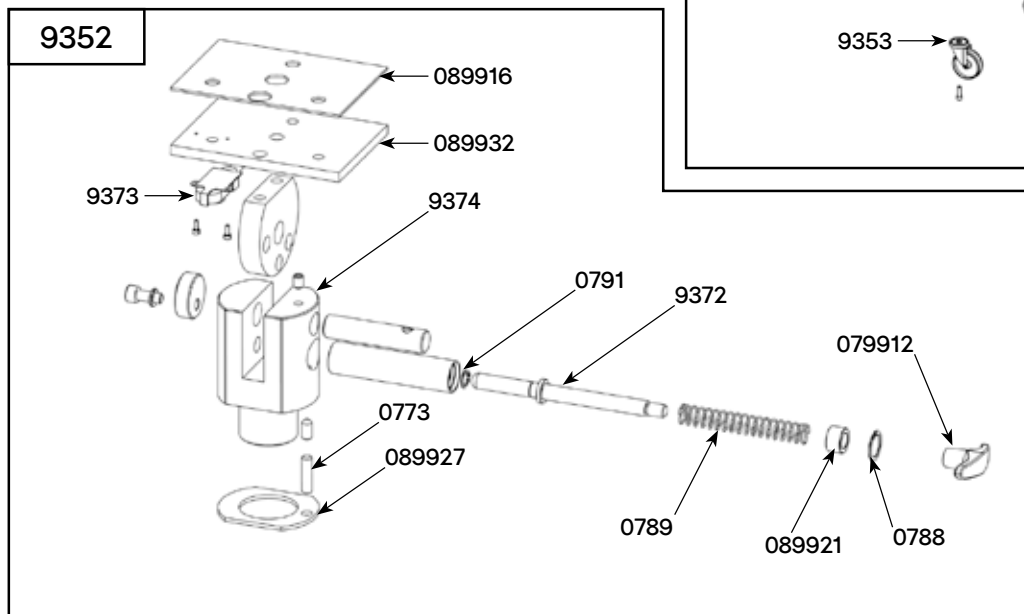
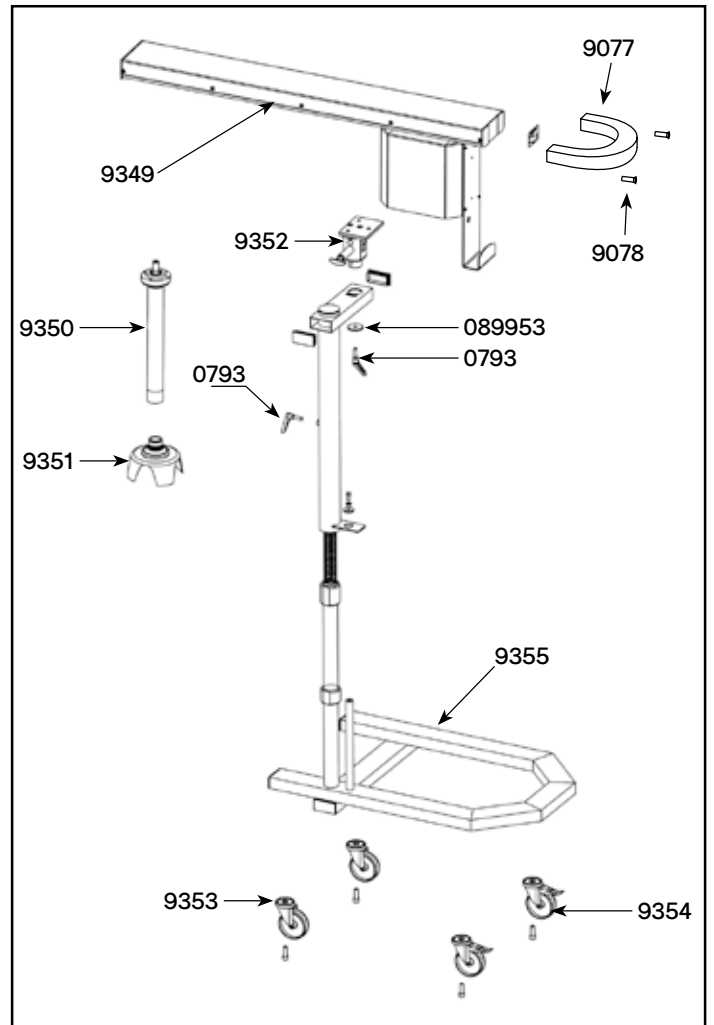
Pin-brake assembling 9352

Plain screw M8x30	0773	10.37
Rubber ring for brake thrust	0788	11.28
Compression spring	0789	35.60
Rubber ring for brake axle	0791	10.33
Handle for brake	079912	84.60
Insulating sheet	089916	53.43
Brake thrust	089921	27.60
Interpolated sheet	089927	45.97
Jib plate holder	089932	186.33
Handle	9077	39.49
Handle screws	9078	5.04
Brake axle	9372	125.19
Microswitch + screws	9373	361.92
Pin-brake + eccentric + cam + cam axle	9374	1,133.16

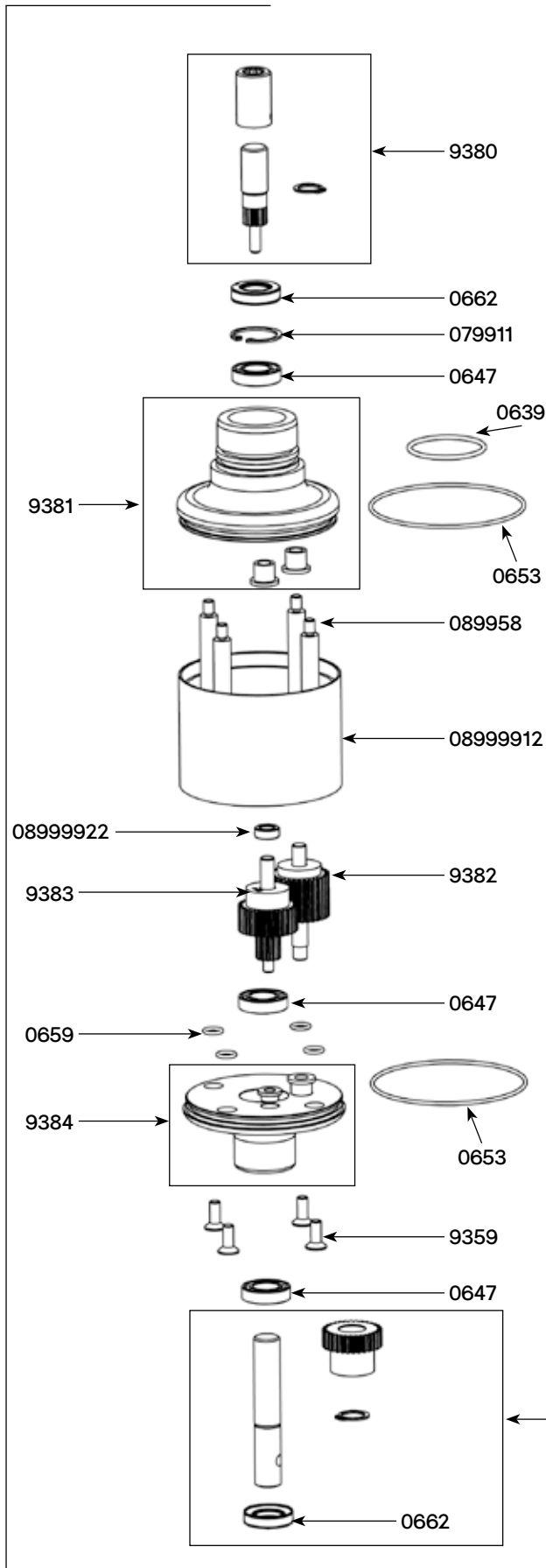
Parts list **Code** **List \$ Price**

Additional parts

Detachable handle	0793	71.22
Ring 50x12	089953	35.60
Fixed wheel + screws (unit)	9353	71.22
Brake wheel + screws (unit)	9354	94.89
Frame + jib holder	9355	2,835.85



9387

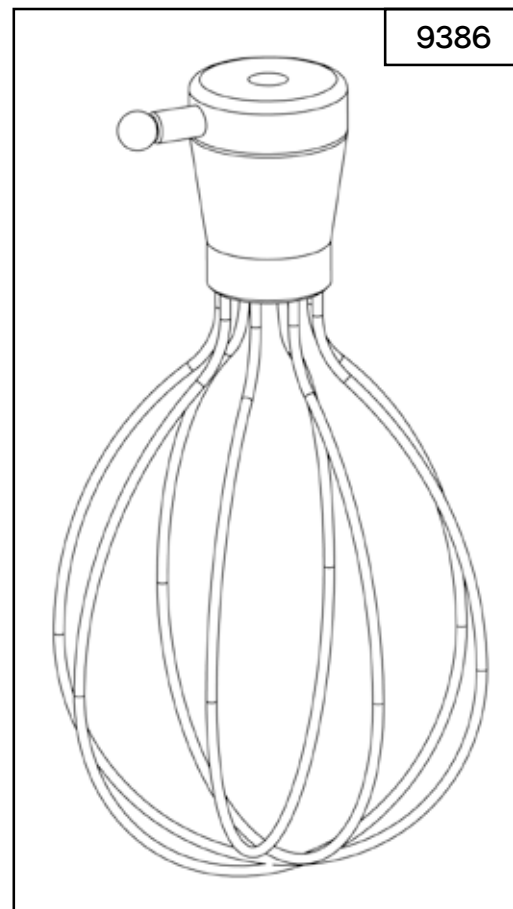


Parts list

Code List € Price

Beater whisk assembling

	Code	List €	Price
Toric seal 42 x 2.5	0639	22.92	
Ball bearing	0647	32.80	
Toric seal 86 x 2	0653	10.87	
Toric seal 8 x 1.9 (1)	0659	3.44	
Ring	0662	118.96	
Clip	079911	11.28	
Spacer rod (1)	089958	91.73	
Tube	0899912	523.81	
Tube middle gear	0899922	77.37	
Screws M6 (4)	9359	24.36	
Equipped upper shaft	9380	217.82	
Lower bearing + rings	9381	682.13	
Equipped output axle w/ 2 gears	9382	538.82	
Middle gear and shaft	9383	478.62	
Reduction case holder + rings	9384	633.42	
Output axle	9385	421.34	
Whisk tool	9386	564.65	
Complete reduction casing without whip	9387	4,304.89	



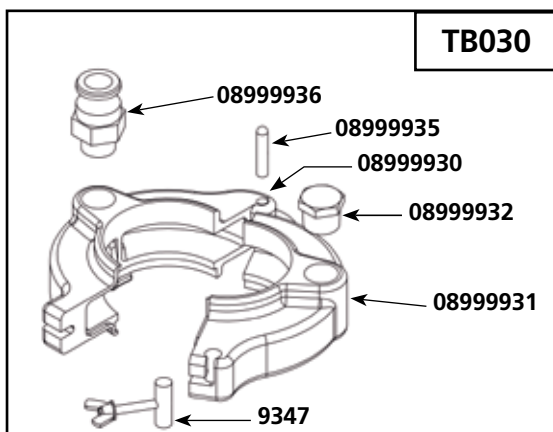
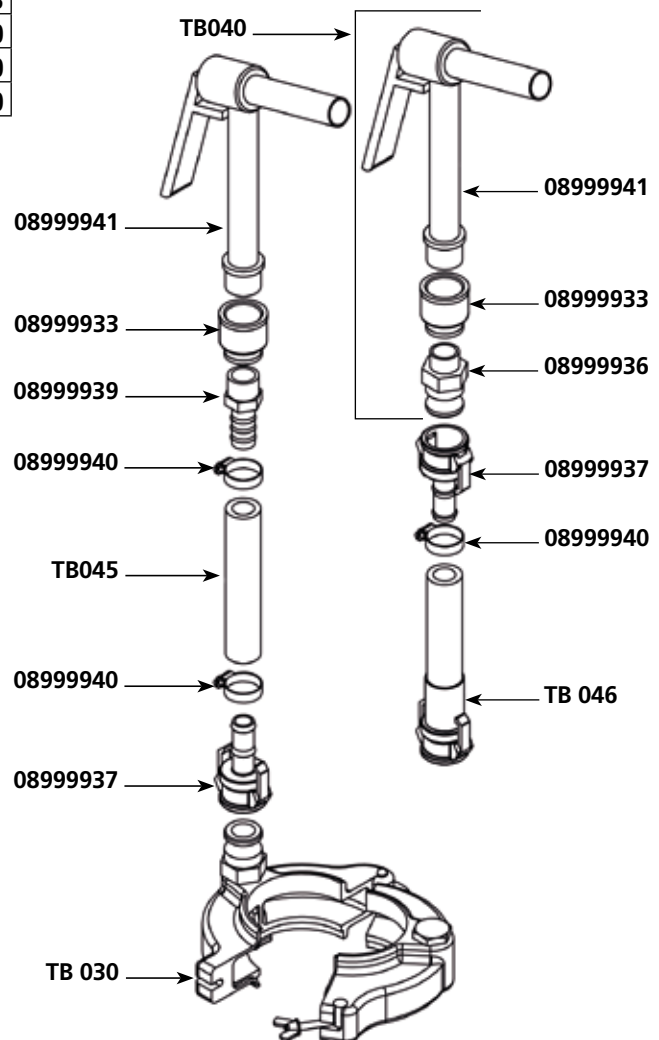
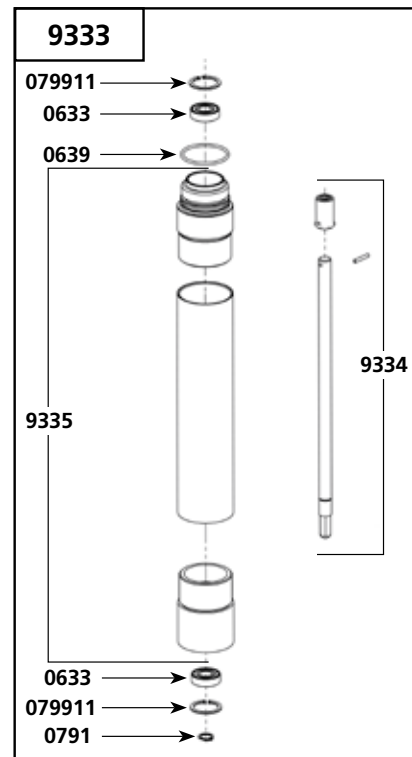
Parts list

	Code	List \$ Price
Ball bearing	0633	35.60
Toric joint 42 x 2.5	0639	22.92
Rubber ring for brake axle	0791	10.33
Rubber ring case	079911	11.28
Mixer foot extension	9333	978.40
Drive shaft	9334	388.82
Brace and case	9335	578.47

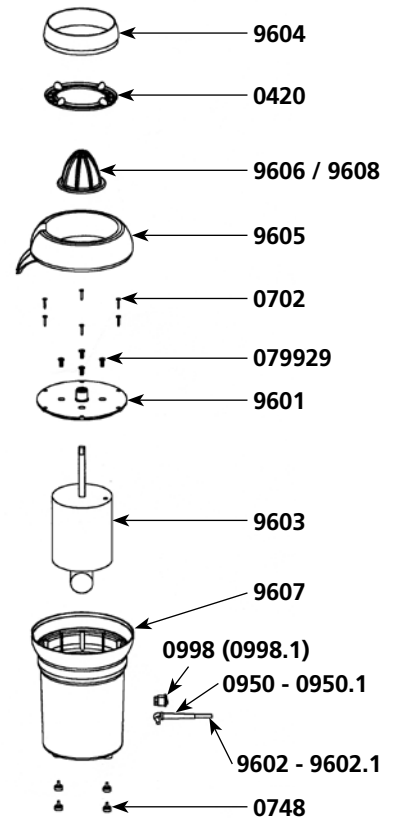
DYNAPUMP - Ref TB030

Parts list

	Code	List \$ Price
Right half clamp	08999930	789.28
Left half clamp	08999931	789.28
3/4 Stainless male cap	08999932	23.86
3/4 Stainless female reducer	08999933	74.18
Pump hinge	08999935	17.31
3/4 Male fitting	08999936	177.47
Hose nipple camlock fittings DN19	08999937	214.54
3/4 Hose nipple threaded connection	08999939	100.63
25-35 Hose clamp	08999940	32.85
Pump distribution gun	08999941	1,599.77
Pump locker + washer + butterfly nut	9347	64.63
Gigamix Gun (see machine catalog)	TB040	2090.00
Hose pipe (2,5 cm)	TB045	65.00
Hose pipe with cam axle	TB046	520.00

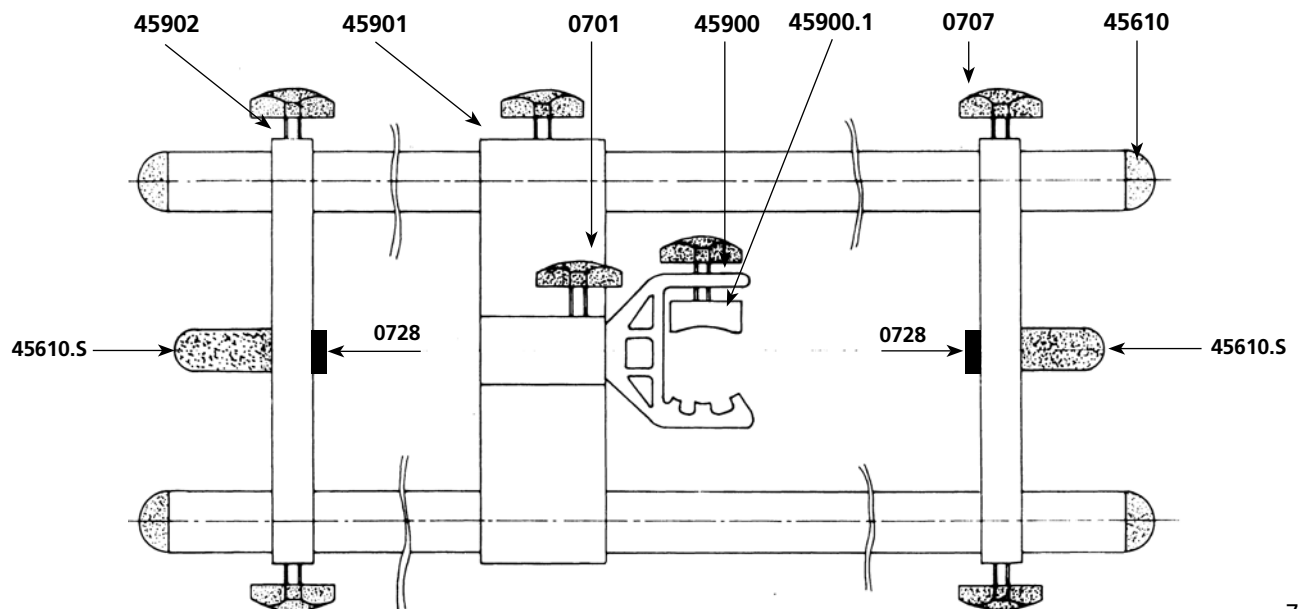


Parts list	Code	List \$ Price
Pulp filter	0420	25.59
Base screws (3)	0702	1.08
Pad	0748	4.05
Motor screw (1)	079929	1.66
Strain relief 230 V	0950	3.61
Strain relief 115V	0950.1	3.61
Switch	0998	37.04
Switch from N°70037	0998.1	37.04
Motor holder + waterproofing ring	9601	51.22
Power cord 230 V	9602	43.22
Power cord 115 V	9602.1	73.05
Power cord (UK)	9602.2	73.05
Power cord (Australian)	9602.3	65.78
Motor w/ capacitor & shaft 230 V	9603	577.80
Motor + capacitor + shaft 115 V (*new smaller motor from N°1700046; check serial number)	9603.1	577.80
Upper ring	9604	54.87
Top orange container	9605	109.64
Centrifuge cone	9606	35.74
Base	9607	109.64
Centrifuge cone (small)	9608	35.74

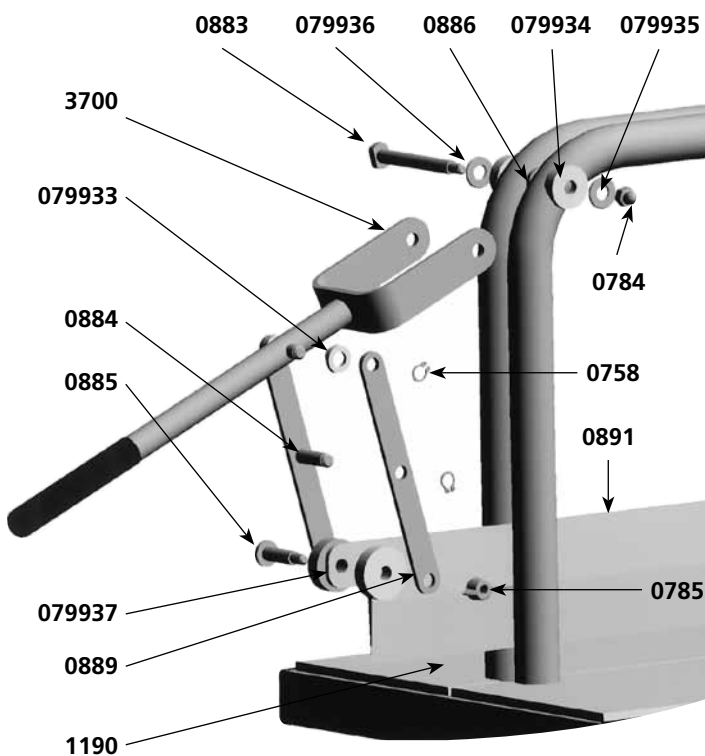


SM 4/6/8/10/12 MIXER SUPPORTS

Parts list	Code	List \$ Price
Tightening knob	0701	23.37
Tightening knob	0707	20.42
White knob (x2)	0728	8.90
Plastic caps	45610	8.77
Plastic holder for tube	45900	122.84
Orange half moon + screws + washer	45900.1	29.13
60 mm width bracket	45901	99.39
20 mm width bracket	45902	67.24
Exterior stop (x2)	45610.S	8.36



CF 2000 FOOD CUTTER



Parts list

Code List \$ Price

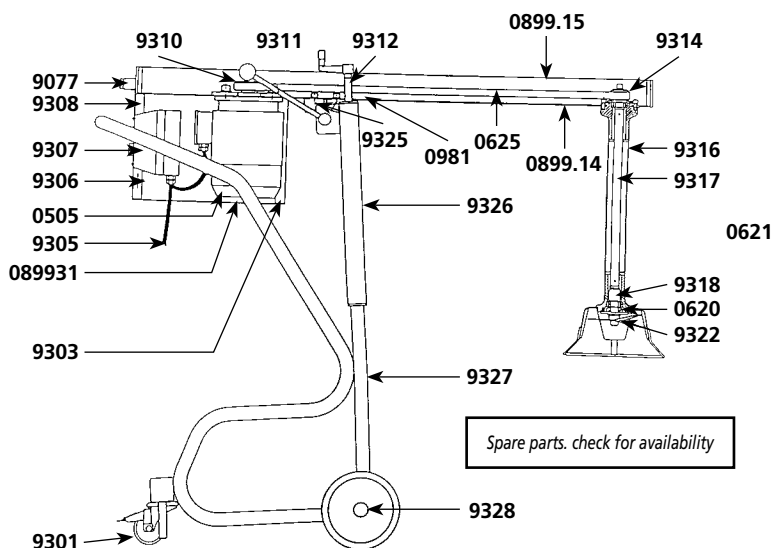
Circlips	0758	0.65
Forks break nut	0784	0.73
Wing nut	0785	0.70
Fork axle	0883	29.40
Connecting rod axle	0884	5.55
Blade axle	0885	15.19
Thickness wedge	0886	11.07
Connecting rod	0889	18.11
Knife blade	0891	231.12
Tray	1190	40.68
Fork	3700	128.48
Connecting rod concave washer	079933	0.60
Fork concave washer	079934	0.60
Brake nut washer	079935	0.08
Fork washer	079936	0.08
Blade plastic washer	079937	0.59

GM93

Parts list

Code List \$ Price

Motor 230 V	0505	1,512.62
Motor 115 V	0518	2,595.18
Waterproof seal	0620	119.26
Lower or upper ball bearing	0621	56.63
Transmission belt	0625	221.59
Plastic handle	9077	39.49
Pole	0899.14	967.06
Hood pole	0899.15	330.29



Parts list

Code List \$ Price

Side hood	0899.31	188.79
Magnetic switch	0981	282.36
Wheel with brake	9301	235.68
Front hood	9303	169.25
Power cord (380V)	9305	179.99
Hood screw w/ plastic washer (unit)	9306	1.33
Switch w/ control box	9307	612.13
Switch w/ control box	9307.1	612.13
Back hood	9308	187.25
Motor pulley	9310	527.66
Squeezing handle	9311	396.04
Level adjustment handle	9312	107.66
Shaft pulley	9314	366.26
Foot assembly	9316	2,329.96
Main shaft	9317	388.85
Lower shaft	9318	453.71
Cutter blade	9322	360.07
Rubber holders (3)	9325	232.10
Fork	9326	1,239.52
Frame	9327	2,880.59
Front wheel	9328	110.07

MANUAL SALAD SPINNER SD 99 - SD 92

Parts list SD 99

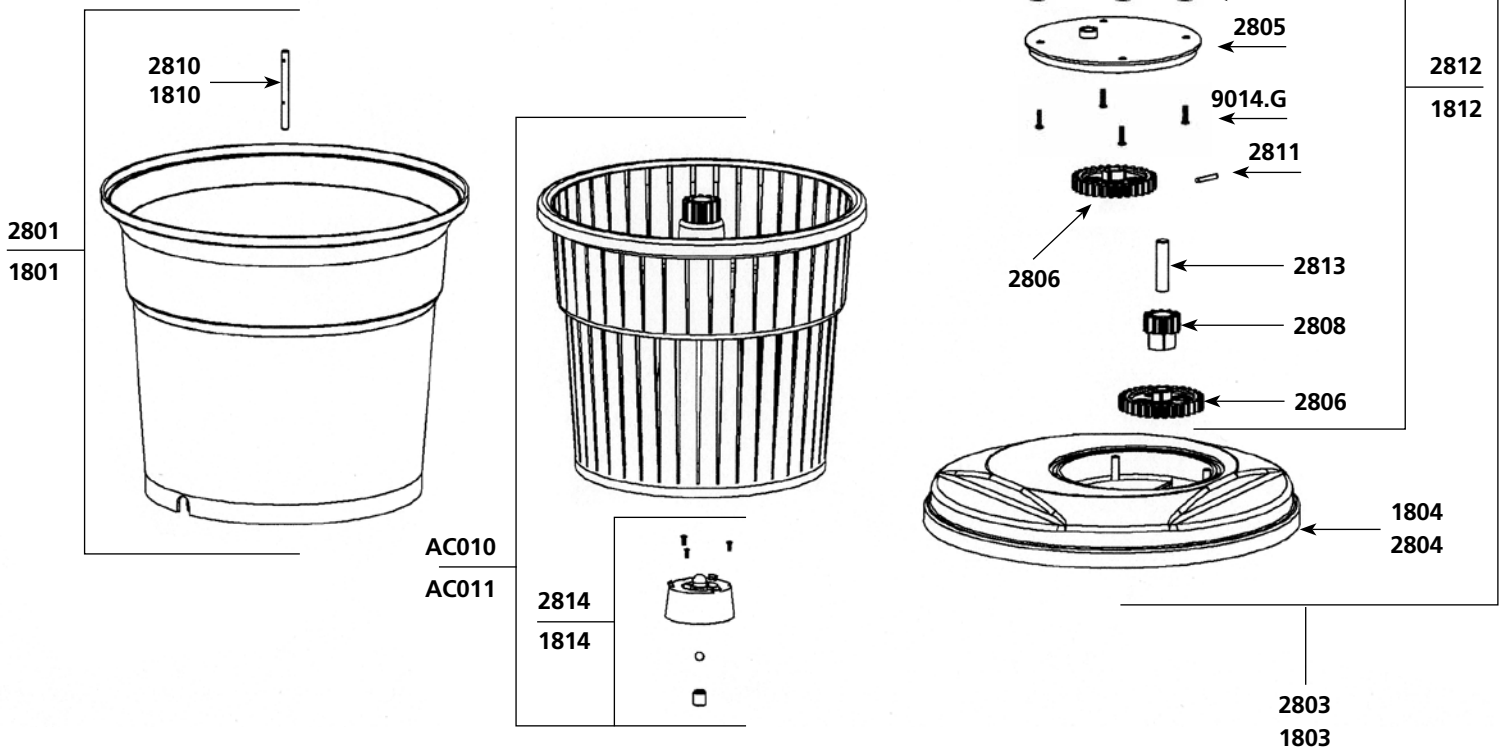
Code List \$ Price

Outside basket	1801	147.39
Inside basket	AC011	116.73
Complete cover	1803	85.12
Cover w/o small cover. handle & gear	1804	66.34
Handle only	1809	68.15
Axle for outside basket	1810	12.00
Small cover with handle & gear	1812	110.60
Bushing + Housing	1814	57.12
Small cover (w/o handle & drive gear)	2805	32.46
Perforated drive gear	2806	38.61
Small gear	2808	32.21
Pin	2811	7.38
Axle for drive & small gear	2813	17.92
Set of gears (2x2806. 2808. 2811)	2815.1	73.03
Handle screws (4)	9014	0.96
Orange plastic nuts (4)	9014.P	1.94
Stainless steel pins (M4x25) (4)	9014.G	2.18

Parts list SD 92

Code List \$ Price

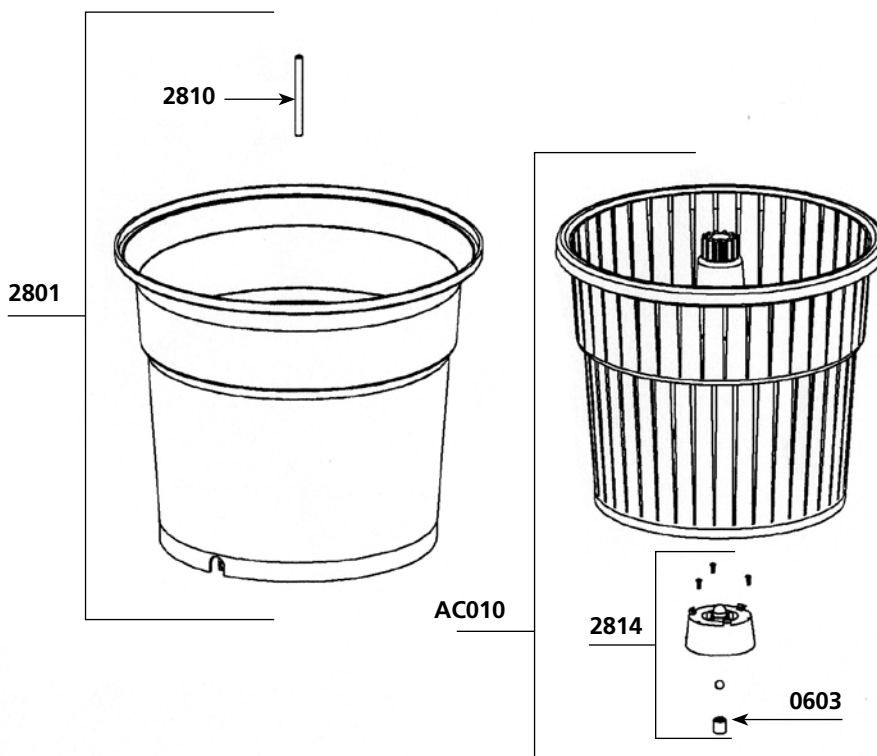
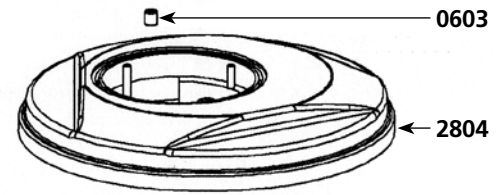
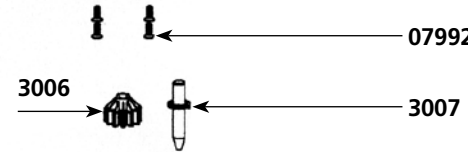
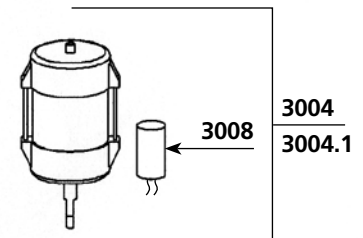
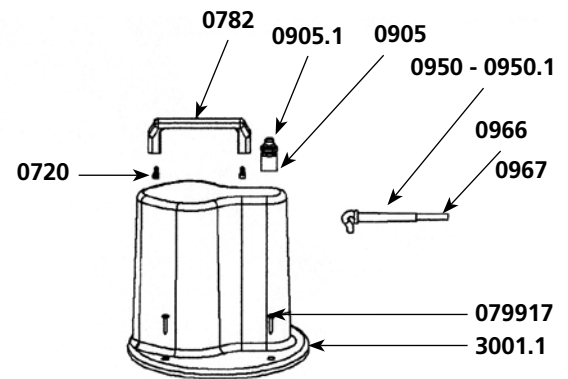
Outside basket	2801	225.52
Inside basket	AC010	137.03
Complete cover	2803	126.83
Cover w/o small cover. handle & gear	2804	92.06
Small cover (w/o handle & drive gear)	2805	32.46
Perforated drive gear	2806	38.61
Small gear	2808	32.21
Handle only	2809	73.72
Axle for outside basket	2810	13.05
Pin	2811	7.38
Small cover with handle & gear	2812	110.60
Axle for drive & small gear	2813	17.92
Bushing + Housing	2814	59.86
Set of gears (2 X 2806. 2808. 2811)	2815.1	73.03
Handle screws (4)	9014	0.96
Orange plastic nuts (4)	9014.P	1.94
Stainless steel pins (M4x25) (4)	9014.G	2.18



EM 98 ELECTRIC SALAD SPINNER

Parts list	Code	List \$ Price
Self-lubricating ring	0603	4.79
Handle screw (ea)	0720	2.91
Handle	0782	28.87
Friction washer	0787	3.80
Motor housing screws	079917	1.10
Switch	0905	30.35
Switch protector	0905.1	10.34
Strain relief 230 V	0950	3.61
Strain relief 115 V	0950.1	3.61
Power cord 230 V	0966	20.28
Power cord 115 V	0967	16.83
Outside basket	2801	225.52
Inside basket	AC010	137.03
Cover w/o small cover. handle & gear	2804	92.06
Axle for outside basket	2810	13.05
Axle (including screw)	2814	59.86
Motor housing 230V (with label)	3001	80.64
Motor housing 115V (with label)	3001.1	69.66
Big gear	3002	35.65
Gear housing protector	3003	11.05
Motor 230 V (+ capacitor)	3004	668.72

Parts list	Code	List \$ Price
Motor 115 V (+ capacitor)	3004.1	668.72
Motor plate	3005	64.49
Small gear	3006	32.21
Axle. big gear	3007	18.17
Capacitor 230V	3008	98.32
Capacitor 115V	3008.1	98.32
Motor screws	079929	1.66



EM 98 ELECTRIC SALAD SPINNER WITH TIMER

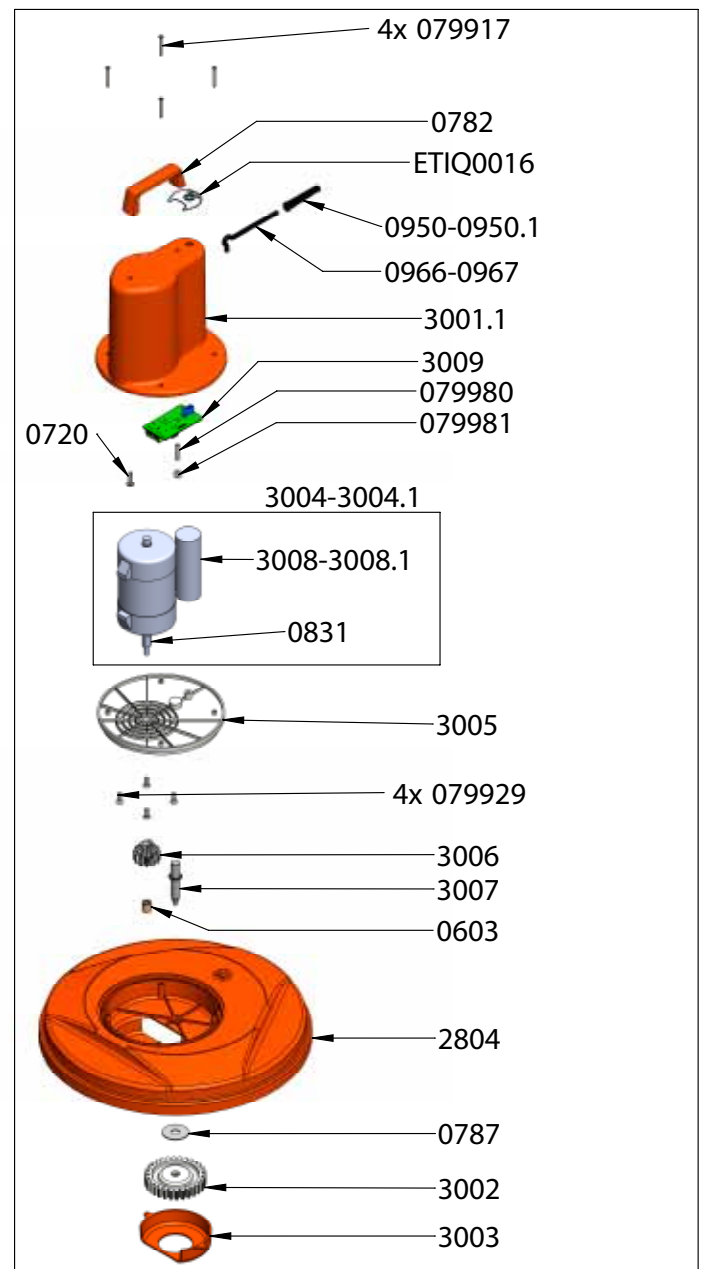
Parts list	Code	List \$ Price
Self-lubricating ring	0603	4.79
Handle screw (ea)	0720	2.91
Handle	0782	28.87
Friction washer	0787	3.80
Motor housing screws	079917	1.10
Small gear motor shaft	0831	48.38
Strain relief 230 V	0950	3.61
Strain relief 115 V	0950.1	3.61
Power cord 230 V	0966	20.28
Power cord 115 V	0967	16.83
Outside basket	2801	225.52
Inside basket	AC010	137.03
Cover w/o small cover. handle & gear	2804	92.06
Axle for outside basket	2810	13.05
Axle (including screw)	2814	59.86
Motor housing 230V (with label)	3001	80.64
Motor housing 115V (with label)	3001.1	69.66
Big gear	3002	35.65
Gear housing protector	3003	11.05
Motor 230 V (+ capacitor)	3004	668.72
Motor 115 V (+ capacitor)	3004.1	668.72

Parts list	Code	List \$ Price
Motor plate	3005	64.49
Small gear	3006	32.21
Axle. big gear	3007	18.17
Capacitor 230V	3008	98.32
Capacitor 115V	3008.1	98.32
Circuit board with timer	3009	229.16
Motor screws	079929	1.66
Screw M6 x 30	079980	1.09
Stainless steel hexagon nut with serrated flange M6	079981	1.42
Label with timer	ETIQ0016	18.75

AC010

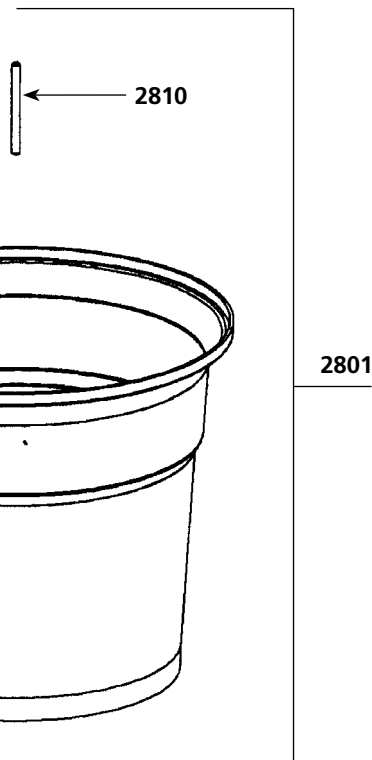
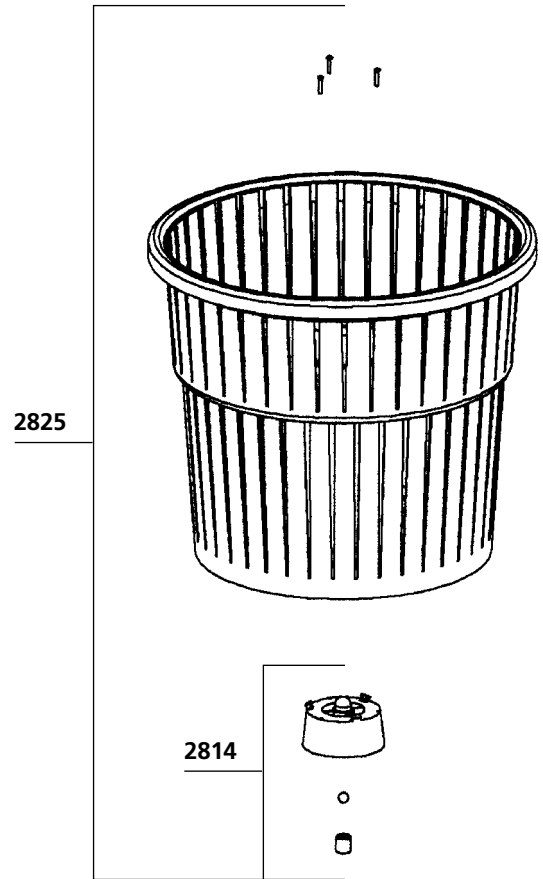


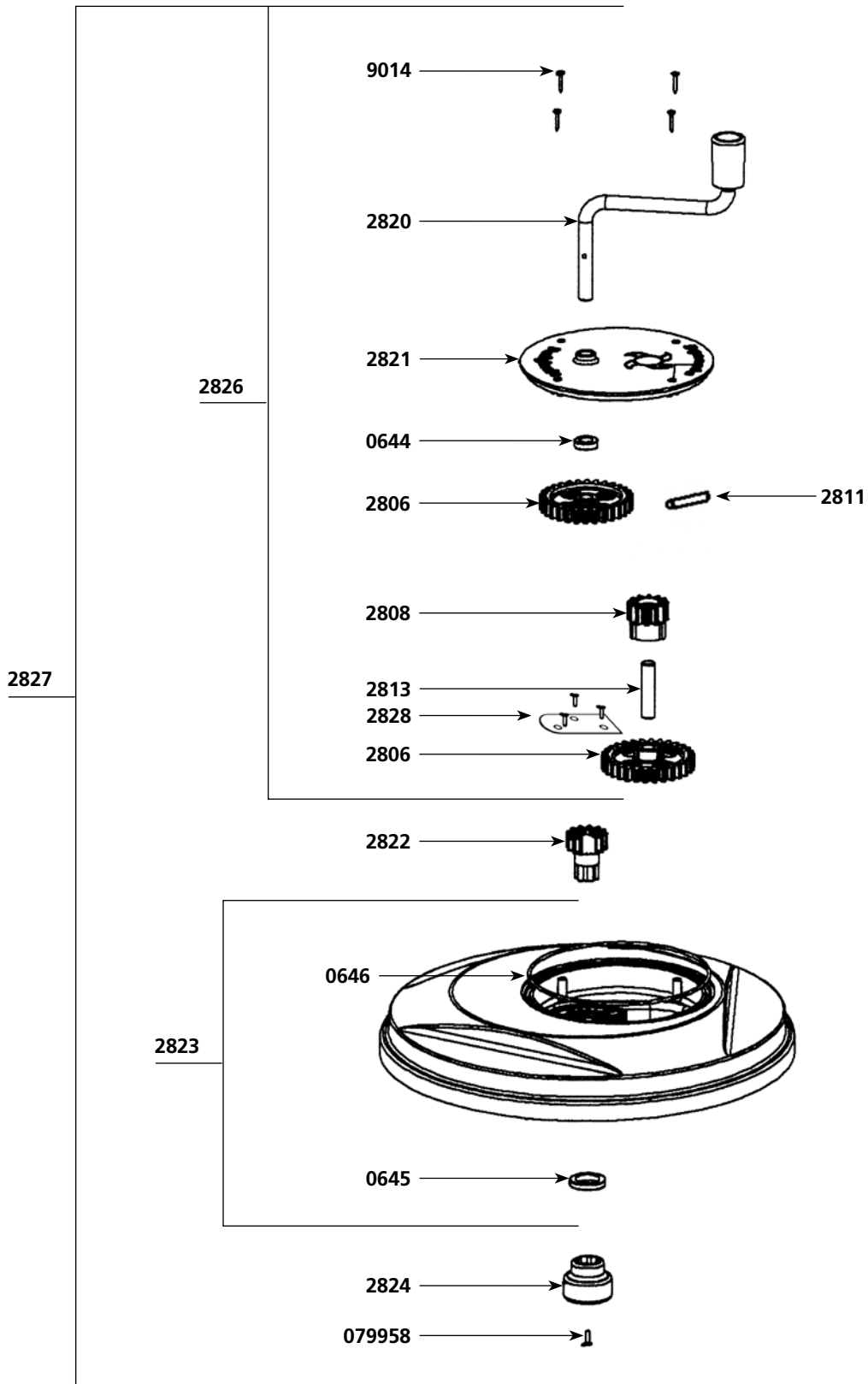
2801



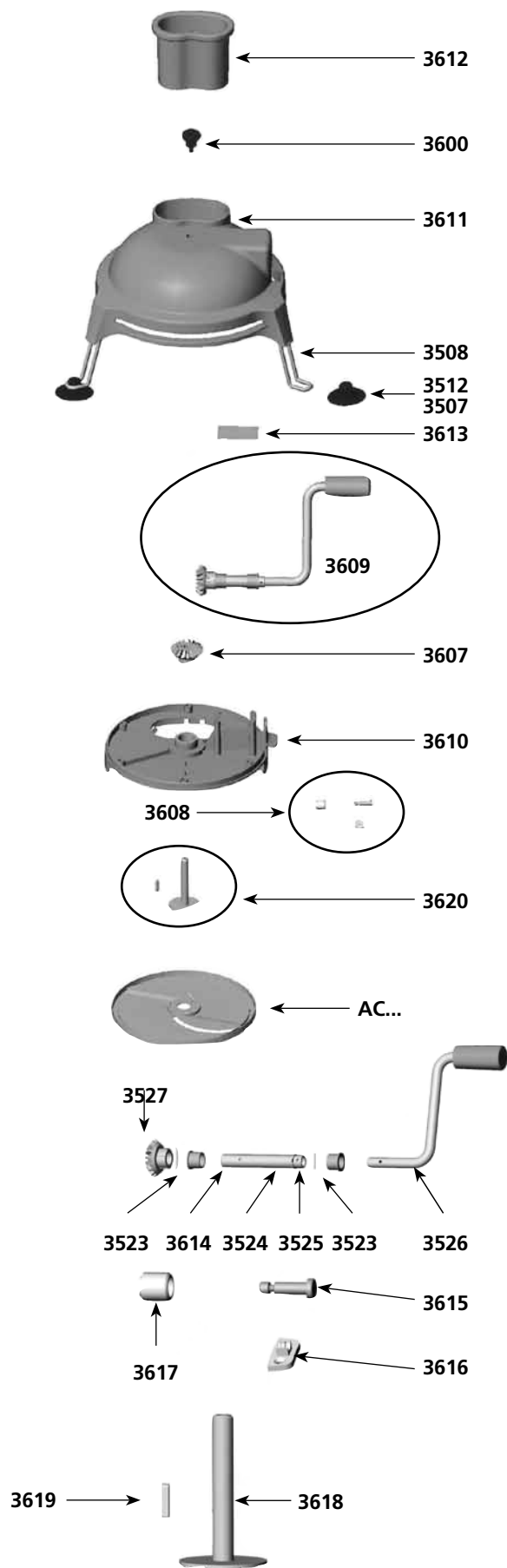
MANUAL SALAD SPINNER SD 92 SC (SEALED COVER)

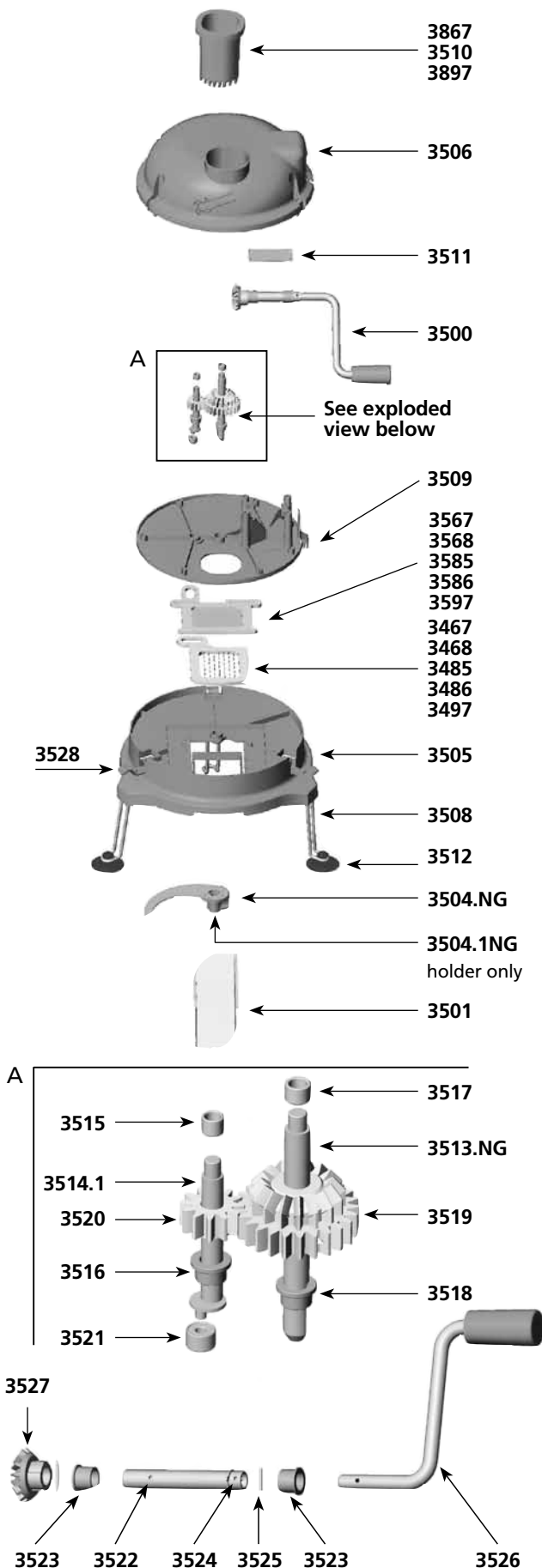
Parts list	Code	List \$ Price
Waterproof seal 14 x 24 x 7	0644	3.87
Waterproof seal 25 x 27 x 6	0645	5.08
O. Ring	0646	3.88
Screws TBF 3.9 x 14 (2)	079958	0.67
Outside basket	2801	225.52
Perforated drive gear + pin	2806	38.61
Small gear	2808	32.21
Axle for outside basket	2810	13.05
Pin for large gear	2811	7.38
Axle for drive & small gear	2813	17.92
Axle	2814	59.86
Set of gears (2x2806. 2808. 2811. 2822)	2815.2	108.95
Handle only	2820	73.69
Small cover (w/o handle & drive gear)	2821	32.46
Output small gear	2822	37.24
Equipped cover (O. Ring + Waterproof seal)	2823	100.19
Coupling sleeve	2824	21.47
Inside basket	2825	137.82
Small cover with handle & gear	2826	202.71
Complete cover	2827	224.93
Plate + screws (x 3)	2828	21.71
Screws (4)	9014	0.96





Parts list	Code	List \$ Price
Mounting support (unit)	3507	5.78
Foot	3508	19.66
Suction cup (unit)	3512	14.41
Self-lubricating ring (unit)	3523	11.10
Circlips 18	3524	9.90
Handle pin 4X18	3525	2.96
Crank handle and pin	3526	70.79
Cone shape gear and pin	3527	19.66
Screw on button	3600	13.77
Smooth cone shape gear	3607	16.37
Plastic ball bearings	3608	23.00
Handle (crank) assembly kit	3609	214.95
Lower plate with screws (6) + self-lubricating ring	3610	124.82
Upper cover casing	3611	156.28
Pusher	3612	26.27
Blockage sheet + screws (4)	3613	15.46
Hollow axle	3614	75.14
Roller axle	3615	12.07
Support with screws (2)	3616	4.33
Roller	3617	6.55
Disc holder	3618	137.99
Cutter pin	3619	2.63
Axle assembly for disc holder	3620	140.62





Parts list	Code	List \$ Price
Lower grid 1/8	3467	126.52
Lower grid 1/2	3468	126.52
Lower grid 1/4	3485	126.52
Lower grid 3/4	3486	126.52
Lower grid 3/8	3497	126.52
Handle assembly kit	3500	226.21
Chute	3501	123.79
Short cutter blade complete - New generation	3504.NG	82.01
Knife plastic holder - New generation	3504.1NG	14.38
Bottom unit	3505	98.46
Top unit w/ seal	3506	156.82
Foot	3508	19.66
Intermediate plate assembly	3509	111.63
Pusher 1/4 / 3/4	3510	28.91
Blockage sheet and screws	3511	20.04
Suction cup (unit)	3512	14.41
Knife driving axle - New generation	3513.NG	104.36
Cutting grid axle + bearings	3514.1	81.90
Self-lubricating ring 9/12/10	3515	5.05
Self-lubricating ring C12/17/12	3516	8.18
Self-lubricating ring 10/14/10	3517	5.87
Self-lubricating ring C14/18/14	3518	7.77
Double gear and pin	3519	24.78
Right gear and pin	3520	14.98
Ball bearing (unit)	3521	20.10
Hollow axle	3522	88.99
Self-lubricating ring (unit)	3523	11.10
Circlips 18	3524	9.90
Pin	3525	2.96
Crank handle and pin	3526	70.79
Cone shaped gear and pin	3527	19.66
Clips (3)	3528	8.72
Upper grid 1/8	3567	126.52
Upper grid 1/2	3568	126.52
Upper grid 1/4	3585	126.52
Upper grid 3/4	3586	126.52
Upper grid 3/8	3597	126.52
Pusher 1/8 / 1/2	3867	28.91
Pusher 3/8	3897	28.91

CANADA

3227 BOUL. PITFIELD
MONTREAL, QUEBEC - H4S 1H3
PHONE (514) 956-0127 / (800) 267-7794
FAX (877) 668-6623
INFO@DYNAMICMIXERS.COM
DYNAMICMIXERS.CA



A NADIA GROUP COMPANY



facebook.com/dynamicmixers



[@dynamicmixers](https://instagram.com/dynamicmixers)